

Upholstered & Slipcovered Collections



Beverly Upholstered



Love Seat
56" x 35" x 35" h
(142 x 89 x 89 cm)
diagonal depth: 32" (81 cm)



Sofa
80" x 35" x 35" h
(203 x 89 x 89 cm)
diagonal depth: 32" (81 cm)



Grand Sofa
90" x 35" x 35" h
(229 x 89 x 89 cm)
diagonal depth: 32" (81 cm)



Armchair
32" x 35" x 35" h
(81 x 89 x 89 cm)
diagonal depth: 32" (81 cm)



Ottoman
26" x 30" x 17" h
(66 x 76 x 43 cm)

sectional sets



Left- or Right-Arm Sofa with Reversible Chaise
79" x 60" x 35" h (201 x 152 x 89 cm)



Left- or Right-Arm 3-Piece Sectional
88" x 61" x 35" x 35" h (224 x 155 x 89 x 89 cm)



3-Piece L-Shaped Sectional
88" x 88" x 35" x 35" h (224 x 224 x 89 x 89 cm)

components



Armless Chair
26" x 35" x 35" h
(66 x 89 x 89 cm)



Left- or Right-Arm Chair
29" x 35" x 35" h
(74 x 89 x 89 cm)
diagonal depth: 32" (81 cm)



Corner Chair
35" x 35" x 35" h
(89 x 89 x 89 cm)



Armless Love Seat
50" x 35" x 35" h
(127 x 89 x 89 cm)



Left- or Right-Arm Love Seat
53" x 35" x 35" h
(135 x 89 x 89 cm)
diagonal depth: 32" (81 cm)

Brooklyn Leather



Sofa
87" x 37" x 34.5" h
(221 x 94 x 88 cm)
diagonal depth: 32" (81 cm)



Armchair
37" x 36" x 35" h
(94 x 91 x 89 cm)
diagonal depth: 32" (81 cm)



Ottoman
23.25" x 19" x 18.5" h
(59 x 48 x 47 cm)

Brooklyn Upholstered



Love Seat
64" x 36" x 35" h
(163 x 91 x 89 cm)
diagonal depth: 30" (76 cm)



Sofa
87" x 36" x 35" h
(221 x 91 x 89 cm)
diagonal depth: 30" (76 cm)



Grand Sofa
94" x 36" x 35" h
(239 x 91 x 89 cm)
diagonal depth: 30" (76 cm)



Armchair
37" x 36" x 35" h
(94 x 91 x 89 cm)
diagonal depth: 30" (76 cm)



Ottoman
23" x 19" x 18.5" h
(58 x 48 x 47 cm)

sectional sets



Left- or Right-Arm 2-Piece Sectional with Chaise
86" x 59" x 34.5" h (218 x 150 x 88 cm)



2-Piece L-Shaped Sectional
92" x 92" x 37" x 34.5" h
(234 x 234 x 94 x 88 cm)

components



Left- or Right-Arm Chaise
31" x 59" x 34.5" h
(79 x 150 x 88 cm)
diagonal depth: 30" (76 cm)



Left- or Right-Arm Love Seat
55" x 37" x 34.5" h
(140 x 94 x 88 cm)
diagonal depth: 30" (76 cm)



Left- or Right-Arm Return Sofa
92" x 37" x 34.5" h
(234 x 94 x 88 cm)
diagonal depth: 30" (76 cm)

Buchanan Roll Arm Upholstered



Love Seat
79" x 39" x 37" h
(201 x 99 x 94 cm)
diagonal depth: 31" (79 cm)



Sofa
87" x 39" x 37" h
(221 x 99 x 94 cm)
diagonal depth: 31" (79 cm)



Grand Sofa
93.5" x 39" x 37" h
(237 x 99 x 94 cm)
diagonal depth: 31" (79 cm)



Twin Sleeper Sofa
closed - 56" x 39" x 37" h
(142 x 99 x 94 cm)
open - 56" x 92" x 37" h
(142 x 234 x 94 cm)
diagonal depth: 31" (79 cm)



Sleeper Sofa
closed - 87" x 39" x 37" h
(221 x 99 x 94 cm)
open - 87" x 92" x 37" h
(221 x 234 x 94 cm)
diagonal depth: 33.5" (85 cm)



Deluxe Sleeper Sofa
closed - 79" x 40" x 37" h
(201 x 102 x 94 cm)
open - 79" x 82" x 37" h
(201 x 208 x 94 cm)
diagonal depth: 32" (81 cm)



Armchair
39" x 39" x 37" h
(99 x 99 x 94 cm)
diagonal depth: 31" (79 cm)



Swivel Armchair
36" x 39" x 35" h
(91 x 99 x 89 cm)
diagonal depth: 31" (79 cm)



Ottoman
26.5" x 24.5" x 18.5" h
(67 x 62 x 47 cm)

sectional sets



Sofa with Reversible Chaise
87" x 67" x 37" h
(221 x 170 x 94 cm)



Left- or Right-Arm 3-Piece Sectional with Curved Wedge
99.5" x 83.5" x 39" x 37" h
(253 x 235 x 99 x 94 cm)



3-Piece L-Shaped Sectional with Curved Wedge
99.5" x 99.5" x 39" x 37" h
(253 x 253 x 99 x 94 cm)

components



Armless Chair
32" x 39" x 37" h
(81 x 99 x 94 cm)



Left- or Right-Arm Chair
39.5" x 39" x 37" h
(100 x 99 x 94 cm)
diagonal depth: 31" (79 cm)



Curved Wedge
62" x 53" x 37" h
(158 x 136 x 94 cm)
Wall Space Needed
44" x 44" x 37" h
(112 x 112 x 94 cm)



Left- or Right-Arm Love Seat
63.5" x 39" x 37" h
(161 x 99 x 94 cm)
diagonal depth: 31" (79 cm)

Buchanan Square Arm Upholstered



Love Seat
77.5" x 39" x 37" h
(197 x 99 x 94 cm)
diagonal depth: 36" (91 cm)



Sofa
83.5 x 39" x 37" h
(212 x 99 x 94 cm)
diagonal depth: 36" (91 cm)



Grand Sofa
89.5" x 39" x 37" h
(227 x 99 x 94 cm)
diagonal depth: 36" (91 cm)



Twin Sleeper Sofa
closed - 53.75" x 39" x 37" h
(137 x 99 x 94 cm)
open - 53.75" x 73" x 37" h
(137 x 185 x 94 cm)
diagonal depth: 36" (91 cm)



Sleeper Sofa
closed - 84" x 39" x 37" h
(213 x 99 x 94 cm)
open - 84" x 92" x 37" h
(213 x 234 x 94 cm)
diagonal depth: 36" (91 cm)



Deluxe Sleeper Sofa
closed - 76" x 40" x 37" h
(193 x 102 x 94 cm)
open - 76" x 82" x 37" h
(193 x 208 x 94 cm)
diagonal depth: 36" (91 cm)



Armchair
36" x 39" x 37" h
(91 x 99 x 94 cm)
diagonal depth: 36" (91 cm)



Swivel Armchair
36" x 39" x 35" h
(91 x 99 x 89 cm)
diagonal depth: 36" (91 cm)



Ottoman
26.5" x 24.5" x 18.75" h
(67 x 62 x 48 cm)

sectional sets



Sofa with Reversible Chaise
84" x 63.5" x 37" h
(213 x 161 x 94 cm)



Left- or Right-Arm 3-Piece Sectional with Curved Wedge
Wall Space Needed
98" x 82" x 39" x 37" h
(249 x 208 x 99 x 94 cm)



3-Piece L-Shaped Sectional with Curved Wedge
99" x 99" x 39" x 37" h
(251 x 251 x 99 x 94 cm)

components



Armless Chair
32" x 39" x 37" h
(81 x 99 x 94 cm)



Left- or Right-Arm Chair
38" x 39" x 37" h (97 x 99 x 94 cm)
diagonal depth: 36" (91 cm)



Curved Wedge
62" x 40.5" x 37" h (157 x 103 x 94 cm)
Wall Space Needed
44" x 44" x 37" h (112 x 112 x 94 cm)



Left- or Right-Arm Love Seat
54" x 39" x 37" h (137 x 99 x 94 cm)
diagonal depth: 36" (91 cm)

Cameron Roll Arm Leather



Love Seat
66" x 37" x 39" h
(168 x 94 x 99 cm)
diagonal depth: 40" (102 cm)



Sofa
90.5" x 37" x 39" h
(230 x 94 x 99 cm)
diagonal depth: 40" (102 cm)



Grand Sofa
100" x 37" x 39" h
(254 x 94 x 99 cm)
diagonal depth: 40" (102 cm)



Sleeper Sofa
closed - 88" x 36" x 35" h
(224 x 91 x 89 cm)
open - 88" x 82" x 35" h
(224 x 208 x 89 cm)
diagonal depth: 40" (102 cm)



Armchair
41.5" x 37" x 39" h
(105 x 94 x 99 cm)
diagonal depth: 40" (102 cm)



Swivel Armchair
41.5" x 37" x 39" h
(105 x 94 x 99 cm)
diagonal depth: 40" (102 cm)



Ottoman
34.25" x 26" x 19" h
(87 x 66 x 48 cm)

sectional sets



3-Piece L-Shaped Sectional with Corner
101.5" x 101.5" x 37" x 39" h
(258 x 258 x 94 x 99 cm)

Cameron Roll Arm Slipcovered



Love Seat
62.5" x 36" x 35" h
(159 x 91 x 89 cm)
diagonal depth: 36" (91 cm)



Sofa
88" x 36" x 35" h
(224 x 91 x 89 cm)
diagonal depth: 36" (91 cm)



Grand Sofa
98" x 36" x 35" h
(249 x 91 x 89 cm)
diagonal depth: 36" (91 cm)



Sleeper Sofa
closed - 88" x 36" x 35" h
(224 x 91 x 89 cm)
open - 88" x 78" x 35" h
(224 x 198 x 89 cm)
diagonal depth: 36" (91 cm)



Armchair
38" x 36" x 35" h
(97 x 91 x 89 cm)
diagonal depth: 36" (91 cm)



Swivel Armchair
38" x 36" x 35" h
(97 x 91 x 89 cm)
diagonal depth: 36" (91 cm)



Ottoman
31" x 25" x 17" h
(79 x 64 x 43 cm)



Storage Ottoman
30" x 24" x 17" h
(76 x 61 x 43 cm)

sectional sets



Sofa with Reversible Chaise
88" x 63" x 35" h (224 x 160 x 89 cm)



Left- or Right-Arm 3-Piece Sectional with Corner
102" x 73" x 36" x 35" h
(259 x 185 x 91 x 89 cm)



Left- or Right-Arm 3-Piece Sectional with Wedge
109" x 80" x 36" x 35" h
(277 x 203 x 91 x 89 cm)



3-Piece L-Shaped Sectional with Corner
102" x 102" x 36" x 35" h
(259 x 259 x 91 x 89 cm)



3-Piece L-Shaped Sectional with Wedge
109" x 109" x 36" x 35" h
(277 x 277 x 91 x 89 cm)

components



Armless Chair
30" x 36" x 35" h
(76 x 91 x 89 cm)



Left- or Right-Arm Chair
37" x 36" x 35" h
(94 x 91 x 89 cm)
diagonal depth: 36" (91 cm)



Corner Chair
36" x 36" x 35" h
(91 x 91 x 89 cm)



Wedge
43" x 43" x 35" h
(109 x 109 x 89 cm)



Armless Love Seat
60" x 36" x 35" h
(152 x 91 x 89 cm)



Left- or Right-Arm Love Seat
66" x 36" x 35" h
(168 x 91 x 89 cm)
diagonal depth: 36" (91 cm)

Cameron Roll Arm Upholstered



Love Seat
62.5" x 36" x 35" h
(159 x 91 x 89 cm)
diagonal depth: 36" (91 cm)



Sofa
88" x 36" x 35" h
(224 x 91 x 89 cm)
diagonal depth: 36" (91 cm)



Grand Sofa
98" x 36" x 35" h
(249 x 91 x 89 cm)
diagonal depth: 36" (91 cm)



Sleeper Sofa
closed - 88" x 36" x 35" h
(224 x 91 x 89 cm)
open - 88" x 78" x 35" h
(224 x 198 x 89 cm)
diagonal depth: 36" (91 cm)



Deluxe Sleeper Sofa
closed - 76" x 40" x 38" h
(193 x 102 x 97 cm)
open - 76" x 82" x 38" h
(193 x 208 x 97 cm)
diagonal depth: 32" (81 cm)



Armchair
38" x 36" x 35" h
(97 x 91 x 89 cm)
diagonal depth: 36" (91 cm)



Swivel Armchair
38" x 36" x 35" h
(97 x 91 x 89 cm)
diagonal depth: 36" (91 cm)



Ottoman
31" x 25" x 17" h
(79 x 64 x 43 cm)



Storage Ottoman
30" x 24" x 17" h
(76 x 61 x 43 cm)

sectional sets



Sofa with Reversible Chaise
88" x 63" x 35" h (224 x 160 x 89 cm)



Left- or Right-Arm 3-Piece Sectional with Corner
102" x 73" x 36" x 35" h (259 x 185 x 91 x 89 cm)



Left- or Right-Arm 3-Piece Sectional with Wedge
109" x 80" x 36" x 35" h (277 x 203 x 91 x 89 cm)



3-Piece L-Shaped Sectional with Corner
102" x 102" x 36" x 35" h
(259 x 259 x 91 x 89 cm)



3-Piece L-Shaped Sectional with Wedge
109" x 109" x 36" x 35" h
(277 x 277 x 91 x 89 cm)

components



Armless Chair
30" x 36" x 35" h
(76 x 91 x 89 cm)



Left- or Right-Arm Chair
37" x 36" x 35" h
(94 x 91 x 89 cm)
diagonal depth: 36" (91 cm)



Corner Chair
36" x 36" x 35" h
(91 x 91 x 89 cm)



Wedge
43" x 43" x 35" h
(109 x 109 x 89 cm)



Armless Love Seat
60" x 36" x 35" h
(152 x 91 x 89 cm)



Left- or Right-Arm Love Seat
66" x 36" x 35" h
(168 x 91 x 89 cm)
diagonal depth: 36" (91 cm)

Cameron Square Arm Slipcovered



Love Seat
60" x 36" x 35" h
(152 x 91 x 89 cm)
diagonal depth: 36" (91 cm)



Sofa
86" x 36" x 35" h
(218 x 91 x 89 cm)
diagonal depth: 36" (91 cm)



Grand Sofa
96" x 36" x 35" h
(244 x 91 x 89 cm)
diagonal depth: 36" (91 cm)



Sleeper Sofa
closed - 85" x 36" x 35" h
(216 x 91 x 89 cm)
open - 85" x 74" x 35" h
(216 x 188 x 89 cm)
diagonal depth: 36" (91 cm)



Armchair
36" x 36" x 35" h
(91 x 91 x 89 cm)
diagonal depth: 36" (91 cm)



Swivel Armchair
35" x 36" x 35" h
(89 x 91 x 89 cm)
diagonal depth: 36" (91 cm)



Ottoman
31" x 25" x 17" h
(79 x 64 x 43 cm)



Storage Ottoman
30" x 24" x 17" h
(76 x 61 x 43 cm)

sectional sets



Sofa with Reversible Chaise
86" x 63" x 35" h (219 x 160 x 89 cm)



Left- or Right-Arm 3-Piece Sectional with Corner
101" x 72" x 36" x 35" h (257 x 183 x 91 x 89 cm)



Left- or Right-Arm 3-Piece Sectional with Wedge
108" x 79" x 36" x 35" h (274 x 201 x 91 x 89 cm)



3-Piece L-Shaped Sectional with Corner
101" x 101" x 36" x 35" h
(257 x 257 x 91 x 89 cm)



3-Piece L-Shaped Sectional with Wedge
108" x 108" x 36" x 35" h
(274 x 274 x 91 x 89 cm)

components



Armless Chair
30" x 36" x 35" h
(76 x 91 x 89 cm)



Left- or Right-Arm Chair
36" x 36" x 35" h
(91 x 91 x 89 cm)
diagonal depth: 36" (91 cm)



Corner Chair
36" x 36" x 35" h
(91 x 91 x 89 cm)



Wedge
43" x 43" x 35" h
(109 x 109 x 89 cm)



Armless Love Seat
60" x 36" x 35" h
(152 x 91 x 89 cm)



Left- or Right-Arm Love Seat
65" x 36" x 35" h
(165 x 91 x 89 cm)
diagonal depth: 36" (91 cm)

Cameron Square Arm Upholstered



Love Seat
60" x 36" x 35" h
(152 x 91 x 89 cm)
diagonal depth: 36" (91 cm)



Sofa
86" x 36" x 35" h
(218 x 91 x 89 cm)
diagonal depth: 36" (91 cm)



Grand Sofa
96" x 36" x 35" h
(244 x 91 x 89 cm)
diagonal depth: 36" (91 cm)



Sleeper Sofa
closed - 85" x 36" x 35" h
(216 x 91 x 89 cm)
open - 85" x 74" x 35" h
(216 x 188 x 89 cm)
diagonal depth: 36" (91 cm)



Deluxe Sleeper Sofa
closed - 74" x 40" x 38" h
(188 x 102 x 97 cm)
open - 74" x 82" x 38" h
(188 x 208 x 97 cm)
diagonal depth: 32" (81 cm)



Armchair
36" x 36" x 35" h
(91 x 91 x 89 cm)
diagonal depth: 36" (91 cm)



Swivel Armchair
35" x 36" x 35" h
(89 x 91 x 89 cm)
diagonal depth: 36" (91 cm)



Ottoman
31" x 25" x 17" h
(79 x 64 x 43 cm)



Storage Ottoman
30" x 24" x 17" h
(76 x 61 x 43 cm)

sectional sets



Sofa with Reversible Chaise
86" x 63" x 35" h
(218 x 160 x 89 cm)



Left- or Right-Arm 3-Piece Sectional with Corner
101" x 72" x 36" x 35" h
(257 x 183 x 91 x 89 cm)



Left- or Right-Arm 3-Piece Sectional with Wedge
108" x 79" x 36" x 35" h
(274 x 201 x 91 x 89 cm)



3-Piece L-Shaped Sectional with Corner
101" x 101" x 36" x 35" h
(257 x 257 x 91 x 89 cm)



3-Piece L-Shaped Sectional with Wedge
108" x 108" x 36" x 35" h
(274 x 274 x 91 x 89 cm)

components



Armless Chair
30" x 36" x 35" h
(76 x 91 x 89 cm)



Left- or Right-Arm Chair
36" x 36" x 35" h
(91 x 91 x 89 cm)
diagonal depth: 36" (91 cm)



Corner Chair
36" x 36" x 35" h
(91 x 91 x 89 cm)



Wedge
43" x 43" x 35" h
(109 x 109 x 89 cm)



Armless Love Seat
60" x 36" x 35" h
(152 x 91 x 89 cm)



Left- or Right-Arm Love Seat
65" x 36" x 35" h
(165 x 91 x 89 cm)
diagonal depth: 36" (91 cm)

Cameron Eco Roll Arm Slipcovered



Love Seat
62.5" x 36" x 35" h
(159 x 91 x 89 cm)
diagonal depth: 36" (91 cm)



Sofa
88" x 36" x 35" h
(224 x 91 x 89 cm)
diagonal depth: 36" (91 cm)



Grand Sofa
98" x 36" x 35" h
(249 x 91 x 89 cm)
diagonal depth: 36" (91 cm)



Armchair
38" x 36" x 35" h
(97 x 91 x 89 cm)
diagonal depth: 36" (91 cm)



Ottoman
31" x 27" x 17" h
(79 x 69 x 43 cm)

Cameron Eco Roll Arm Upholstered



Love Seat
62.5" x 36" x 35" h
(159 x 91 x 89 cm)
diagonal depth: 36" (91 cm)



Sofa
88" x 36" x 35" h
(224 x 91 x 89 cm)
diagonal depth: 36" (91 cm)



Grand Sofa
98" x 36" x 35" h
(249 x 91 x 89 cm)
diagonal depth: 36" (91 cm)



Armchair
38" x 36" x 35" h
(97 x 91 x 89 cm)
diagonal depth: 36" (91 cm)



Ottoman
31" x 27" x 17" h
(79 x 69 x 43 cm)

Cameron Eco Square Arm Slipcovered



Love Seat
60" x 36" x 35" h
(152 x 91 x 89 cm)
diagonal depth: 36" (91 cm)



Sofa
86" x 36" x 35" h
(218 x 91 x 89 cm)
diagonal depth: 36" (91 cm)



Grand Sofa
96" x 36" x 35" h
(244 x 91 x 89 cm)
diagonal depth: 36" (91 cm)



Armchair
36" x 36" x 35" h
(91 x 91 x 89 cm)
diagonal depth: 36" (91 cm)



Ottoman
31" x 27" x 17" h
(79 x 69 x 43 cm)

Cameron Eco Square Arm Upholstered



Love Seat
60" x 36" x 35" h
(152 x 91 x 89 cm)
diagonal depth: 36" (91 cm)



Sofa
86" x 36" x 35" h
(218 x 91 x 89 cm)
diagonal depth: 36" (91 cm)



Grand Sofa
96" x 36" x 35" h
(244 x 91 x 89 cm)
diagonal depth: 36" (91 cm)



Armchair
36" x 36" x 35" h
(91 x 91 x 89 cm)
diagonal depth: 36" (91 cm)



Ottoman
31" x 27" x 17" h
(79 x 69 x 43 cm)

Carlisle Slipcovered



Love Seat
70" x 45" x 34" h
(178 x 114 x 86 cm)
diagonal depth: 29.5" (75 cm)



Sofa
80" x 45" x 34" h
(203 x 114 x 86 cm)
diagonal depth: 29.5" (75 cm)



Grand Sofa
90.5" x 45" x 34" h
(230 x 114 x 86 cm)
diagonal depth: 29.5" (75 cm)



Armchair
35.5" x 45" x 34" h
(90 x 114 x 86 cm)
diagonal depth: 29.5" (75 cm)



Swivel Armchair
35.5" x 45" x 34" h
(90 x 114 x 86 cm)
diagonal depth: 29.5" (75 cm)



Chaise
34.5" x 68" x 34" h
(88 x 173 x 86 cm)
diagonal depth: 29.5" (75 cm)



Ottoman
31" x 25" x 17" h
(79 x 64 x 43 cm)

Cushions Available:



Two-cushion Seat



Bench Cushion

sectional sets



Left- or Right-Arm Sectional with Chaise
99.5" x 68" x 34" h (253 x 173 x 86 cm)



Left- or Right-Arm 3-Piece Sectional with Corner
110" x 80" x 45" x 34" h
(279 x 203 x 114 x 86 cm)



3-Piece L-Shaped Corner Sectional
110" x 110" x 45" x 34" h
(279 x 279 x 114 x 86 cm)

components



Armless Chair
29" x 45" x 34" h
(74 x 114 x 86 cm)



Left- or Right-Arm Chair
35" x 45" x 34" h
(89 x 114 x 86 cm)
diagonal depth: 29.5" (75 cm)



Corner Chair
45" x 45" x 34" h
(114 x 114 x 86 cm)



Armless Love Seat
58" x 45" x 34" h
(147 x 114 x 86 cm)



Left- or Right-Arm Love Seat
65" x 45" x 34" h
(165 x 114 x 86 cm)
diagonal depth: 29.5" (75 cm)



Left- or Right-Arm Chaise
34.5" x 68" x 34" h
(88 x 173 x 86 cm)
diagonal depth: 29.5" (75 cm)

Carlisle Upholstered



Love Seat
70" x 45" x 34" h
(178 x 114 x 86 cm)
diagonal depth: 29.5" (75 cm)



Sofa
80" x 45" x 34" h
(203 x 114 x 86 cm)
diagonal depth: 29.5" (75 cm)



Grand Sofa
90.5" x 45" x 34" h
(230 x 114 x 86 cm)
diagonal depth: 29.5" (75 cm)



Armchair
35.5" x 45" x 34" h
(90 x 114 x 86 cm)
diagonal depth: 29.5" (75 cm)



Swivel Armchair
35.5" x 45" x 34" h
(90 x 114 x 86 cm)
diagonal depth: 29.5" (75 cm)



Chaise
34.5" x 68" x 34" h
(88 x 173 x 86 cm)
diagonal depth: 29.5" (75 cm)



Ottoman
31" x 25" x 17" h
(79 x 64 x 43 cm)

Cushions Available:



Two-cushion Seat



Bench Cushion

sectional sets



Left- or Right-Arm Sectional with Chaise
99.5" x 68" x 34" h (253 x 173 x 86 cm)



Left- or Right-Arm 3-Piece Sectional with Corner
110" x 80" x 45" x 34" h
(279 x 203 x 114 x 86 cm)



3-Piece L-Shaped Corner Sectional
110" x 110" x 45" x 34" h
(279 x 279 x 114 x 86 cm)

components



Armless Chair
29" x 45" x 34" h
(74 x 114 x 86 cm)



Left- or Right-Arm Chair
35" x 45" x 34" h
(89 x 114 x 86 cm)
diagonal depth: 29.5" (75 cm)



Corner Chair
45" x 45" x 34" h
(114 x 114 x 86 cm)



Armless Love Seat
58" x 45" x 34" h
(147 x 114 x 86 cm)



Left- or Right-Arm Love Seat
65" x 45" x 34" h
(165 x 114 x 86 cm)
diagonal depth: 29.5" (75 cm)



Left- or Right-Arm Chaise
34.5" x 68" x 34" h
(88 x 173 x 86 cm)
diagonal depth: 29.5" (75 cm)

Carolyn Upholstered



Love Seat
54" x 32" x 31" h
(137 x 81 x 79 cm)



Chair
25" x 32" x 31" h
(64 x 81 x 79 cm)

Charleston Slipcovered



Love Seat
71" x 36" x 37" h
(180 x 91 x 94 cm)
diagonal depth: 32" (81 cm)



Sofa
86" x 36" x 37" h
(218 x 91 x 94 cm)
diagonal depth: 33" (84 cm)



Grand Sofa
96" x 36" x 37" h
(244 x 91 x 94 cm)
diagonal depth: 32" (81 cm)



Chair-and-a-Half
52" x 36" x 37" h
(132 x 91 x 94 cm)
diagonal depth: 32" (81 cm)



Ottoman
38" x 26" x 18" h
(97 x 66 x 46 cm)

Chesterfield Leather



Love Seat
71.75" x 38.5" x 30.75" h
(182 x 98 x 78 cm)
diagonal depth: 33.5" (85 cm)



Sofa
86" x 42" x 30.5" h
(218 x 107 x 77 cm)
diagonal depth: 37" (94 cm)



Grand Sofa
96" x 42" x 30.5" h
(244 x 107 x 77 cm)
diagonal depth: 37" (94 cm)



Small Armchair
44" x 35.25" x 31" h
(112 x 90 x 79 cm)
diagonal depth: 33.5" (85 cm)



Armchair
49.5" x 38.25" x 30.5" h
(126 x 97 x 77 cm)
diagonal depth: 36" (91 cm)



Small Ottoman
30.25" x 24.25" x 20" h
(77 x 62 x 51 cm)



Ottoman
37.5" x 26.75" x 20.5" h
(95 x 68 x 52 cm)

sectional sets



Left- or Right-Arm Sectional with Chaise
88.75" x 58.5" x 31.5" h
(225 x 149 x 80 cm)



Left- or Right-Arm 3-Piece Sectional with Corner
92.5" x 69.75" x 37.5" x 31.5" h
(235 x 177 x 95 x 80 cm)



3-Piece L-Shaped Sectional
92.5" x 92.5" x 37.5" x 31.5" h
(235 x 235 x 95 x 80 cm)



Left- or Right-Arm 4-Piece Sectional
139.25" x 92.5" x 37.5" x 31.5" h
(354 x 235 x 95 x 80 cm)



4-Piece Grand Sectional
140" x 93" x 37.5" x 31.5" h
(356 x 236 x 95 x 80 cm)

components



Armless Love Seat
46.75" x 37.5" x 31.5" h
(119 x 95 x 80 cm)

Chesterfield Upholstered



Love Seat
72" x 38" x 31" h
(183 x 97 x 79 cm)
diagonal depth: 33.5" (85 cm)



Sofa
86" x 41" x 31" h
(218 x 104 x 79 cm)
diagonal depth: 30" (76 cm)



Grand Sofa
96" x 41" x 31" h
(244 x 104 x 79 cm)
diagonal depth: 30" (76 cm)



Small Armchair
44" x 35" x 31" h
(112 x 89 x 79 cm)
diagonal depth: 33" (84 cm)



Armchair
50" x 37" x 31" h
(127 x 94 x 79 cm)
diagonal depth: 30" (76 cm)



Ottoman
38" x 27" x 21" h
(97 x 69 x 53 cm)

sectional sets



Left- or Right-Arm Sectional with Chaise
88.5" x 66.5" x 31.5" h
(225 x 169 x 80 cm)



Left- or Right-Arm 3-Piece Sectional
93" x 70.5" x 37.5" x 31.5" h
(236 x 179 x 95 x 80 cm)



3-Piece L-Shaped Sectional
93" x 93" x 37.5" x 31.5" h
(236 x 236 x 95 x 80 cm)



Left- or Right Arm 4-Piece Sectional
117" x 93" x 37.5" x 31.5" h
(297 x 236 x 95 x 80 cm)



4-Piece Grand Sectional
140" x 93" x 37.5" x 31.5" h
(356 x 236 x 95 x 80 cm)

components



Left- or Right-Arm Chair
33" x 37.5" x 31.5" h
(84 x 95 x 80 cm)
diagonal depth: 33" (84 cm)



Corner Chair
37.5" x 37.5" x 31.5" h
(95 x 95 x 80 cm)



Left- or Right-Arm Chaise
33" x 66.5" x 31.5" h
(84 x 169 x 80 cm)
diagonal depth: 33" (84 cm)



Armless Love Seat
47" x 37.5" x 31.5" h
(119 x 95 x 80 cm)



Left- or Right-Arm Love Seat
55.5" x 37.5" x 31.5" h
(141 x 95 x 80 cm)
diagonal depth: 33" (84 cm)

Clara Upholstered



Love Seat
60" x 38" x 33" h (152 x 97 x 84 cm)
diagonal depth: 27" (69 cm)



Apartment Sofa
75" x 38" x 33" h (191 x 97 x 84 cm)
diagonal depth: 28" (71 cm)



Armchair
35" x 38" x 33" h (89 x 97 x 84 cm)
diagonal depth: 27" (69 cm)



Ottoman
33" sq. x 18" h
(84 sq. x 46 cm)

Everett Leather



Armchair
26.25" x 35" x 35.5" h
(67 x 89 x 90 cm)
diagonal depth: 30.25" (77 cm)



Ottoman
26.5" x 24" x 18.5" h
(67 x 61 x 47 cm)

Greenwich Upholstered



Love Seat
70" x 37" x 34" h
(178 x 94 x 86 cm)
diagonal depth: 31" (79 cm)



Sofa
86" x 37" x 34" h
(218 x 94 x 86 cm)
diagonal depth: 31" (79 cm)



Grand Sofa
96" x 37" x 34" h
(244 x 94 x 86 cm)
diagonal depth: 31" (79 cm)



Armchair
38" x 37" x 34" h
(97 x 94 x 86 cm)
diagonal depth: 31" (79 cm)



Ottoman
31" x 24" x 18" h
(79 x 61 x 46 cm)

Irving Leather



Armchair
32" x 35.5" x 32.5" h
(81 x 90 x 83 cm)
diagonal depth: 32" (81 cm)



Swivel Armchair
32" x 35.5" x 32.5" h
(81 x 90 x 83 cm)
diagonal depth: 32" (81 cm)



Recliner
upright - 33" x 37.5" x 38" h
(84 x 95 x 97 cm)
fully reclined - 33" x 64" x 28" h
(84 x 163 x 71 cm)
diagonal depth: 32.5" (83 cm)



Storage Ottoman
22" x 18" x 15" h
(56 x 46 x 38 cm)

Available with or without nailheads:



Regular



Nailheads

Irving Upholstered



Armchair
32" x 35.5" x 32.5" h
(81 x 90 x 83 cm)
diagonal depth: 32" (81 cm)



Swivel Armchair
32" x 35.5" x 32.5" h
(81 x 90 x 83 cm)
diagonal depth: 32" (81 cm)



Storage Ottoman
22" x 18" x 15" h
(56 x 46 x 38 cm)

Available with or without nailheads:



Regular



Nailheads

Jake Leather



Love Seat
70" x 40" x 31.25" h
(178 x 102 x 79 cm)
diagonal depth: 31.25" (79 cm)



Sofa
85" x 40" x 31.25" h
(216 x 102 x 79 cm)
diagonal depth: 31.25" (79 cm)



Grand Sofa
95.25" x 40" x 31.25" h
(242 x 102 x 79 cm)
diagonal depth: 31.25" (79 cm)



Armchair
35.75" x 40" x 31.25" h
(91 x 102 x 79 cm)
diagonal depth: 31.25" (79 cm)



Ottoman
30.25" x 24.25" x 18" h
(77 x 62 x 46 cm)

sectional sets



Left- or Right-Arm Chaise Sofa Sectional
110.5" x 65.5" x 31.25" h
(281 x 166 x 79 cm)



3-Piece L-Shaped Sectional
110" x 110" x 40" x 31.25" h
(279 x 279 x 102 x 79 cm)

components



Sectional Ottoman
39.5" x 39.5" x 18" h
(100 x 100 x 46 cm)



Armless Love Seat
66.5" x 40" x 31.25" h
(169 x 102 x 79 cm)

Jake Upholstered



Love Seat
70" x 40" x 31.25" h
(178 x 102 x 79 cm)
diagonal depth: 31.25" (79 cm)



Sofa
85" x 40" x 31.25" h
(216 x 102 x 79 cm)
diagonal depth: 31.25" (79 cm)



Grand Sofa
95.25" x 40" x 31.25" h
(242 x 102 x 79 cm)
diagonal depth: 31.25" (79 cm)



Armchair
33.75" x 40" x 31.25" h
(90 x 102 x 79 cm)
diagonal depth: 31.25" (79 cm)



Ottoman
30.25" x 24.25" x 18" h
(77 x 62 x 46 cm)

sectional sets



Left- or Right-Arm Chaise Sofa Sectional
100.5" x 65.5" x 31.25" h
(255 x 166 x 79 cm)



3-Piece L-Shaped Sectional
110.75" x 110.75" x 40" x 31.25" h
(281 x 281 x 102 x 79 cm)

components



Sectional Ottoman
39.5" x 39.5" x 18" h
(100 x 100 x 46 cm)



Armless Love Seat
66.5" x 40" x 31.25" h
(169 x 102 x 79 cm)

Landon Upholstered



Love Seat
71.5" x 36.5" x 34" h
(182 x 93 x 86 cm)
diagonal depth: 33" (84 cm)



Sofa
88" x 36.5" x 34.5" h
(224 x 93 x 88 cm)
diagonal depth: 33" (84 cm)



Grand Sofa
96.5" x 36.5" x 34" h
(245 x 93 x 86 cm)
diagonal depth: 33" (84 cm)



Armchair
34" x 36" x 34" h
(86 x 91 x 86 cm)
diagonal depth: 33" (84 cm)



Ottoman
32" x 24" x 17" h
(81 x 61 x 43 cm)

Lansing Leather



Armchair
41.5" x 42.25" x 39.75" h
(105 x 108 x 101 cm)
diagonal depth: 37" (94 cm)



Recliner Chair
upright - 41.5" x 42.75" x 39.75" h
(105 x 109 x 101 cm)
fully reclined - 41.5" x 67.75" x 34.75" h
(105 x 172 x 88 cm)
diagonal depth: 37.5" (95 cm)



Ottoman
30" x 24" x 20.5" h
(76 x 61 x 52 cm)

Manhattan Leather



Love Seat
77" x 42" x 35.5" h
(196 x 107 x 89 cm)
diagonal depth: 36" (91 cm)



Sofa
86" x 42" x 35.5" h
(218 x 107 x 89 cm)
diagonal depth: 31.75" (81 cm)



Grand Sofa
96.5" x 42" x 35" h
(244 x 107 x 89 cm)
diagonal depth: 31.75" (81 cm)



Sleeper Sofa
closed - 86.5" x 42.25" x 34.25" h
(220 x 107 x 87 cm)
open - 86.5" x 93.75" x 34.25" h
(220 x 238 x 87 cm)
diagonal depth: 31" (79 cm)



Armchair
36" x 40" x 35" h
(91 x 102 x 89 cm)
diagonal depth: 31" (79 cm)



Recliner
upright - 37" x 40" x 35" h
(94 x 102 x 89 cm)
fully reclined - 37" x 61" x 28" h
(94 x 155 x 71 cm)
diagonal depth: 36" (91 cm)



Ottoman
24" x 21" x 16" h
(61 x 53 x 41 cm)

Select pieces available with or without nailheads:



Regular



Nailheads

Marcel Upholstered



Mini Sofa
55" x 28" x 34" h
(140 x 71 x 86 cm)
diagonal depth: 32.5" (83 cm)



Armchair
31" x 34" x 35" h
(79 x 86 x 89 cm)
diagonal depth: 32.5" (83 cm)



Ottoman
26" x 20" x 19" h
(66 x 51 x 48 cm)

Pasadena Upholstered



Love Seat
60" x 40" x 36" h
(152 x 102 x 91 cm)
diagonal depth: 34" (86 cm)



Sofa
86" x 40" x 36" h
(218 x 102 x 91 cm)
diagonal depth: 34" (86 cm)



Grand Sofa
96" x 40" x 36" h
(244 x 102 x 91 cm)
diagonal depth: 34" (86 cm)



Armchair
34" x 40" x 36" h
(86 x 102 x 91 cm)
diagonal depth: 34" (86 cm)



Swivel Armchair
34" x 40" x 36" h
(86 x 102 x 91 cm)
diagonal depth: 34" (86 cm)



Ottoman
27" x 23" x 19" h
(69 x 58 x 48 cm)

sectional sets



Left- or Right-Arm Chaise Sofa Sectional
86" x 60" x 36" h (218 x 152 x 91 cm)



Left- or Right-Arm 3-Piece Sectional
96" x 70" x 40" x 36" h
(244 x 178 x 102 x 91 cm)



3-Piece L-Shaped Sectional
96" x 96" x 40" x 36" h
(244 x 244 x 102 x 91 cm)

components



Armless Chair
26" x 40" x 36" h
(66 x 102 x 91 cm)



Left- or Right-Arm Chair
30" x 40" x 36" h
(76 x 102 x 91 cm)
diagonal depth: 34" (86 cm)



Corner
40" x 40" x 36" h
(102 x 102 x 91 cm)



Left- or Right-Arm Chaise
30" x 60" x 36" h
(76 x 152 x 91 cm)
diagonal depth: 34" (86 cm)



Armless Love Seat
52" x 40" x 36" h
(132 x 102 x 91 cm)



Left- or Right-Arm Love Seat
56" x 40" x 36" h
(142 x 102 x 91 cm)
diagonal depth: 34" (86 cm)

PB Air Slipcovered



Love Seat
76" x 45" x 37" h
(193 x 114 x 94 cm)
diagonal depth: 31" (79 cm)



Sofa
88" x 45" x 37" h
(224 x 114 x 94 cm)
diagonal depth: 31" (79 cm)



Grand Sofa
102" x 45" x 37" h
(259 x 114 x 94 cm)
diagonal depth: 31" (79 cm)



Armchair
48" x 45" x 37" h
(122 x 114 x 94 cm)
diagonal depth: 31" (79 cm)



Ottoman
31" x 25" x 20" h
(79 x 64 x 51 cm)

sectional sets



4-Piece Reversible Arm Sectional
122" x 90" x 45" x 37" h
(310 x 229 x 114 x 94 cm)



4-Piece Sofa with Chaise Sectional
122" x 77" x 45" x 37" h
(310 x 196 x 114 x 94 cm)



5-Piece L-Shaped Sectional
122" x 122" x 45" x 37" h
(310 x 310 x 114 x 94 cm)



5-Piece Armless L-Shaped Sectional
109" x 109" x 45" x 37" h
(277 x 277 x 114 x 94 cm)



8-Piece U-Shaped Sectional
154" x 122" x 45" x 37" h
(391 x 310 x 114 x 94 cm)



10-Piece U-Shaped Sectional
186" x 122" x 45" x 37" h
(472 x 310 x 114 x 94 cm)

components



Sectional Ottoman
32" x 38" x 21" h
(81 x 97 x 53 cm)



Armless Chair
32" x 45" x 37" h
(81 x 114 x 94 cm)



Corner
45" x 45" x 37" h
(114 x 114 x 94 cm)

PB Air Upholstered



Love Seat
76" x 45" x 37" h
(193 x 114 x 94 cm)
diagonal depth: 31" (79 cm)



Sofa
88" x 45" x 37" h
(224 x 114 x 94 cm)
diagonal depth: 31" (79 cm)



Grand Sofa
102" x 45" x 37" h
(259 x 114 x 94 cm)
diagonal depth: 31" (79 cm)



Armchair
48" x 45" x 37" h
(122 x 114 x 94 cm)
diagonal depth: 31" (79 cm)



Ottoman
31" x 25" x 20" h
(79 x 64 x 51 cm)

sectional sets



4-Piece Reversible Arm Sectional
122" x 90" x 45" x 37" h
(310 x 229 x 114 x 94 cm)



4-Piece Sofa with Chaise Sectional
122" x 77" x 45" x 37" h
(310 x 196 x 114 x 94 cm)



5-Piece L-Shaped Sectional
122" x 122" x 45" x 37" h
(310 x 310 x 114 x 94 cm)



5-Piece Armless L-Shaped Sectional
109" x 109" x 45" x 37" h
(277 x 277 x 114 x 94 cm)



8-Piece U-Shaped Sectional
154" x 122" x 45" x 37" h
(391 x 310 x 114 x 94 cm)



10-Piece U-Shaped Sectional
186" x 122" x 45" x 37" h
(472 x 310 x 114 x 94 cm)

components



Sectional Ottoman
32" x 38" x 21" h
(81 x 97 x 53 cm)



Armless Chair
32" x 45" x 37" h
(81 x 114 x 94 cm)



Corner
45" x 45" x 37" h
(114 x 114 x 94 cm)

PB Basic Slipcovered



Love Seat
60.5" x 35.5" x 38" h
(154 x 90 x 97 cm)
diagonal depth: 36" (91 cm)



Sofa
82.5" x 35.5" x 38" h
(210 x 90 x 97 cm)
diagonal depth: 36" (91 cm)



Sleeper Sofa
closed - 82.5" x 35.5" x 38" h
(210 x 90 x 97 cm)
open - 82.5" x 73" x 38" h
(210 x 185 x 97 cm)
diagonal depth: 36" (91 cm)



Armchair
39.5" x 35.5" x 38" h
(100 x 90 x 97 cm)
diagonal depth: 36" (91 cm)



Ottoman
28.5" x 25" x 17" h
(72 x 64 x 43 cm)

sectional sets



Left- or Right-Arm Chaise Sofa Sectional
107" x 60" x 38" h
(272 x 152 x 97 cm)



Left- or Right-Arm 2-Piece Sectional with Angled Chaise
135.5" x 49" x 35.5" x 38" h
(344 x 125 x 90 x 97 cm)



Left- or Right-Arm 3-Piece Sectional
104" x 75" x 35.5" x 38" h
(264 x 191 x 90 x 97 cm)



2-Piece L-Shaped Sectional
104" x 103" x 35.5" x 38" h
(264 x 262 x 90 x 97 cm)



Left- or Right-Arm Small 4-Piece Sectional with Angled Chaise
134" x 104" x 35.5" x 38" h
(340 x 264 x 90 x 97 cm)



Left- or Right-Arm Grand 4-Piece Sectional with Angled Chaise
163" x 104" x 35.5" x 38" h
(414 x 264 x 90 x 97 cm)

components



Armless Chair
31.5" x 35.5" x 38" h
(80 x 90 x 97 cm)



Left- or Right-Arm Chair
39.5" x 35.5" x 38" h
(100 x 90 x 97 cm)
diagonal depth: 36" (91 cm)



Wedge
44.5" sq. x 38" h
(113 sq. x 97 cm)



Corner
35.5" sq. x 38" h
(90 sq. x 97 cm)



Left- or Right-Arm Chaise
38.5" x 60" x 38" h
(98 x 152 x 97 cm)
diagonal depth: 36" (91 cm)



Left- or Right-Arm Angled Chaise
67" x 49" x 38" h
(170 x 125 x 97 cm)
diagonal depth: 36" (91 cm)



Armless Love Seat
60.5" x 35.5" x 38" h
(154 x 90 x 97 cm)



Left- or Right-Arm Love Seat
68.5" x 35.5" x 38" h
(174 x 90 x 97 cm)
diagonal depth: 36" (91 cm)



Left- or Right-Arm Return Sofa
103" x 35.5" x 38" h
(262 x 90 x 97 cm)
diagonal depth: 36" (91 cm)

PB Comfort Leather



Love Seat
68.25" x 40.5" x 36.25" h
(173 x 103 x 92 cm)



Sofa
83.5" x 40.5" x 36.25" h
(212 x 103 x 92 cm)



Grand Sofa
93.75" x 40.5" x 36.25" h
(238 x 103 x 92 cm)



Sleeper Sofa
closed - 89.75" x 40.5" x 36.25" h
(228 x 103 x 92 cm)
open - 89.75" x 78" x 36.25" h
(228 x 198 x 92 cm)



Armchair
41.75" x 40.5" x 36.25" h
(106 x 103 x 92 cm)



Swivel Armchair
41.75" x 40.5" x 36.25" h
(106 x 103 x 92 cm)



Ottoman
31.5" x 23.5" x 18.25" h
(80 x 60 x 46 cm)

PB Comfort Roll Arm Slipcovered



Love Seat
67" x 39" x 37" h
(170 x 99 x 94 cm)



Sofa
83.5" x 39" x 37" h
(212 x 99 x 94 cm)



Grand Sofa
93.5" x 41" x 37" h
(237 x 104 x 94 cm)



Sleeper Sofa
closed - 88" x 39" x 37" h
(224 x 99 x 94 cm)
open - 88" x 78" x 37" h
(224 x 198 x 94 cm)



Armchair
41.5" x 39" x 37" h
(105 x 99 x 94 cm)



Swivel Armchair
40.5" x 38" x 40" h
(103 x 97 x 102 cm)



Grand Armchair
46.5" x 41" x 37" h
(118 x 104 x 94 cm)



Ottoman
30" x 24" x 17" h
(76 x 61 x 43 cm)



Storage Ottoman
30" x 24" x 17" h
(76 x 61 x 43 cm)

Cushions available with Polyester or Down-Blend:



Knife-Edge Back Cushion



Box Back Cushion

sectional sets



Left- or Right-Arm 3-Piece Sectional with Corner
110" x 79.5" x 41" x 37" h
(279 x 202 x 104 x 94 cm)



Left- or Right-Arm 3-Piece Sectional with Wedge
118" x 87.5" x 41" x 37" h
(300 x 222 x 104 x 94 cm)



3-Piece L-Shaped Sectional with Corner
110" x 110" x 41" x 37" h
(279 x 279 x 104 x 94 cm)



Left- or Right-Arm 3-Piece Sectional with Bumper
110" x 102" x 41" x 37" h
(279 x 259 x 104 x 94 cm)

components



Sectional Ottoman
40" sq. x 19.5" h
(102 sq. x 50 cm)



Armless Chair
30" x 41" x 37" h
(76 x 104 x 94 cm)



Left- or Right-Arm Chair
38.5" x 41" x 37" h
(98 x 104 x 94 cm)



Corner
41" x 41" x 37" h
(104 x 104 x 94 cm)



Wedge
49" x 49" x 37" h
(125 x 125 x 94 cm)



Left- or Right-Arm Chaise
38" x 62.5" x 37" h
(97 x 159 x 94 cm)



Left or Right Bumper
61" x 41" x 37" h
(155 x 104 x 94 cm)



Armless Love Seat
59" x 41" x 37" h
(150 x 104 x 94 cm)



Left- or Right-Arm Love Seat
69" x 41" x 37" h
(175 x 104 x 94 cm)

PB Comfort Roll Arm Upholstered



Love Seat
67" x 39" x 37" h
(170 x 99 x 94 cm)



Sofa
83.5" x 39" x 37" h
(212 x 99 x 94 cm)



Grand Sofa
93.5" x 41" x 37" h
(237 x 104 x 94 cm)



Sleeper Sofa
closed - 88" x 39" x 37" h
(224 x 99 x 94 cm)
open - 88" x 78" x 37" h
(224 x 198 x 94 cm)



Deluxe Sleeper Sofa
closed - 82" x 40" x 38" h
(208 x 102 x 97 cm)
open - 82" x 82" x 38" h
(208 x 208 x 97 cm)



Armchair
41.5" x 39" x 37" h
(105 x 99 x 94 cm)



Swivel Armchair
40.5" x 38" x 40" h
(103 x 97 x 102 cm)



Grand Armchair
46.5" x 41" x 37" h
(118 x 104 x 94 cm)



Ottoman
31" x 25" x 17" h
(79 x 64 x 43 cm)



Storage Ottoman
30" x 24" x 17" h
(76 x 61 x 43 cm)

sectional sets



Left- or Right-Arm 3-Piece Sectional with Corner
110" x 79.5" x 41" x 37" h
(279 x 202 x 104 x 94 cm)



Left- or Right-Arm 3-Piece Sectional with Wedge
118" x 87.5" x 41" x 37" h
(300 x 222 x 104 x 94 cm)



3-Piece L-Shaped Sectional with Corner
110" x 110" x 41" x 37" h
(279 x 279 x 104 x 94 cm)



Left- or Right-Arm 3-Piece Sectional with Bumper
110" x 102" x 41" x 37" h
(279 x 259 x 104 x 94 cm)

components



Sectional Ottoman
40" sq. x 19.5" h
(102 sq. x 50 cm)



Armless Chair
30" x 41" x 37" h
(76 x 104 x 94 cm)



Left- or Right-Arm Chair
38.5" x 41" x 37" h
(98 x 104 x 94 cm)



Corner
41" x 41" x 37" h
(104 x 104 x 94 cm)



Wedge
49" x 49" x 37" h
(125 x 125 x 94 cm)



Left- or Right-Arm Chaise
38" x 62.5" x 37" h
(97 x 159 x 94 cm)



Left or Right Bumper
61" x 41" x 37" h
(155 x 104 x 94 cm)



Armless Love Seat
59" x 41" x 37" h
(150 x 104 x 94 cm)



Left- or Right-Arm Love Seat
69" x 41" x 37" h
(175 x 104 x 94 cm)

Cushions available with Polyester or Down-Blend:



Knife-Edge Back Cushion



Box Back Cushion

PB Comfort English Roll Arm Slipcovered



Love Seat
65.5" x 40" x 37" h
(166 x 102 x 94 cm)
diagonal depth: 32" (81 cm)



Sofa
80.5" x 40" x 37" h
(205 x 102 x 94 cm)
diagonal depth: 32" (81 cm)



Grand Sofa
90.5" x 40" x 37" h
(230 x 124 x 94 cm)
diagonal depth: 32" (81 cm)



Sleeper Sofa
85" x 40" x 37" h
(216 x 102 x 94 cm)
diagonal depth: 32" (81 cm)



Armchair
38" x 40" x 37" h
(97 x 102 x 94 cm)
diagonal depth: 32" (81 cm)



Swivel Armchair
38" x 40" x 37" h
(97 x 102 x 94 cm)
diagonal depth: 32" (81 cm)



Grand Armchair
42" x 40" x 37" h
(107 x 102 x 94 cm)
diagonal depth: 32" (81 cm)



Ottoman
30" x 24" x 17" h
(76 x 61 x 43 cm)



Storage Ottoman
30" x 24" x 17" h
(76 x 61 x 43 cm)

sectional sets



Left- or Right-Arm 3-Piece Sectional with Corner
110" x 79.5" x 41" x 37" h
(279 x 202 x 104 x 94 cm)



Left- or Right-Arm 3-Piece Sectional with Wedge
116" x 86.5" x 41" x 37" h
(295 x 220 x 104 x 94 cm)



3-Piece L-Shaped Sectional with Corner
110" x 110" x 41" x 37" h
(279 x 279 x 104 x 94 cm)



Left- or Right-Arm 3-Piece Sectional with Bumper
108" x 102" x 41" x 37" h
(274 x 259 x 104 x 94 cm)

components



Sectional Ottoman
40" sq. x 19.5" h
(102 sq. x 50 cm)



Armless Chair
30" x 41" x 37" h
(76 x 104 x 94 cm)



Left- or Right-Arm Chair
35.5" x 40" x 37" h
(90 x 102 x 94 cm)
diagonal depth: 32" (81 cm)



Corner
41" x 41" x 37" h
(104 x 104 x 94 cm)



Wedge
49" x 49" x 37" h
(124 x 124 x 94 cm)



Left- or Right-Arm Chaise
37.5" x 64" x 37" h
(95 x 163 x 94 cm)
diagonal depth: 32.5" (83 cm)



Left or Right Bumper
61" x 41" x 37" h
(155 x 104 x 94 cm)
diagonal depth: 32.5" (83 cm)



Armless Love Seat
59" x 41" x 37" h
(150 x 104 x 94 cm)



Left- or Right-Arm Love Seat
67" x 40" x 37" h
(170 x 102 x 94 cm)
diagonal depth: 32" (81 cm)

Cushions available with Polyester or Down-Blend:



Knife-Edge Back Cushion



Box Back Cushion

PB Comfort English Roll Arm Upholstered



Love Seat
65.5" x 40" x 37" h
(166 x 102 x 94 cm)
diagonal depth: 32" (81 cm)



Sofa
80.5" x 40" x 37" h
(205 x 102 x 94 cm)
diagonal depth: 32" (81 cm)



Grand Sofa
90.5" x 40" x 37" h
(230 x 102 x 94 cm)
diagonal depth: 32" (81 cm)



Sleeper Sofa
85" x 40" x 37" h
(216 x 102 x 94 cm)
diagonal depth: 32" (81 cm)



Armchair
38" x 40" x 37" h
(97 x 102 x 94 cm)
diagonal depth: 32" (81 cm)



Swivel Armchair
38" x 40" x 37" h
(97 x 102 x 94 cm)
diagonal depth: 32" (81 cm)



Grand Armchair
42" x 40" x 37" h
(107 x 102 x 94 cm)
diagonal depth: 32" (81 cm)



Ottoman
31" x 25" x 17" h
(79 x 64 x 43 cm)



Storage Ottoman
30" x 24" x 17" h
(76 x 61 x 43 cm)

sectional sets



Left- or Right-Arm 3-Piece Sectional with Corner
110" x 79.5" x 41" x 37" h
(279 x 202 x 104 x 94 cm)



Left- or Right-Arm 3-Piece Sectional with Wedge
116" x 86.5" x 41" x 37" h
(295 x 220 x 104 x 94 cm)



3-Piece L-Shaped Sectional with Corner
110" x 110" x 41" x 37" h
(279 x 279 x 107 x 94 cm)



Left- or Right-Arm 3-Piece Sectional with Bumper
108" x 102" x 41" x 37" h
(274 x 259 x 107 x 94 cm)

components



Sectional Ottoman
40" sq. x 19.5" h
(102 sq. x 50 cm)



Armless Chair
30" x 41" x 37" h
(76 x 104 x 94 cm)



Left- or Right-Arm Chair
35.5" x 41" x 37" h
(90 x 104 x 94 cm)
diagonal depth: 32.5" (83 cm)



Corner
41" x 41" x 37" h
(104 x 104 x 94 cm)



Wedge
49" x 49" x 37" h
(124 x 124 x 94 cm)



Left- or Right-Arm Chaise
37.5" x 64" x 37" h
(95 x 163 x 94 cm)
diagonal depth: 32.5" (83 cm)



Left or Right Bumper
61" x 41" x 37" h
(155 x 104 x 94 cm)
diagonal depth: 32.5" (83 cm)



Armless Love Seat
59" x 41" x 37" h
(150 x 104 x 94 cm)



Left- or Right-Arm Love Seat
67" x 41" x 37" h
(170 x 104 x 94 cm)
diagonal depth: 32.5" (83 cm)

Cushions available with Polyester or Down-Blend:



Knife-Edge Back Cushion



Box Back Cushion

PB Comfort Square Arm Slipcovered



Love Seat
62" x 39" x 37" h
(157 x 99 x 94 cm)
diagonal depth: 32.5" (83 cm)



Sofa
77" x 39" x 37" h
(196 x 99 x 94 cm)
diagonal depth: 32.5" (83 cm)



Grand Sofa
87" x 41" x 37" h
(221 x 104 x 94 cm)
diagonal depth: 32.5" (83 cm)



Sleeper Sofa
closed - 81" x 39" x 37" h
(206 x 99 x 94 cm)
open - 81" x 78" x 37" h
(206 x 198 x 94 cm)
diagonal depth: 32" (81 cm)



Armchair
37.5" x 39" x 37" h
(95 x 99 x 94 cm)
diagonal depth: 32.5" (83 cm)



Swivel Armchair
38" x 38" x 40" h
(97 x 97 x 102 cm)
diagonal depth: 35" (89 cm)



Grand Armchair
42.5" x 42" x 39" h
(108 x 107 x 99 cm)
diagonal depth: 32.5" (83 cm)



Ottoman
30" x 24" x 17" h
(76 x 61 x 43 cm)



Storage Ottoman
30" x 24" x 17" h
(76 x 61 x 43 cm)

sectional sets



Left- or Right-Arm 3-Piece Sectional with Corner
107.5" x 77.5" x 41" x 37" h
(273 x 197 x 104 x 94 cm)



Left- or Right-Arm 3-Piece Sectional with Wedge
114.5" x 84.5" x 41" x 37" h
(291 x 215 x 104 x 94 cm)



3-Piece L-Shaped Sectional with Corner
107.5" x 107.5" x 41" x 37" h
(273 x 273 x 104 x 94 cm)



Left- or Right-Arm 3-Piece Sectional with Bumper
102" x 106.5" x 41" x 37" h
(259 x 271 x 104 x 94 cm)

components



Sectional Ottoman
40" sq. x 19.5" h
(102 sq. x 50 cm)



Armless Chair
30" x 35" x 37" h
(76 x 89 x 94 cm)



Left- or Right-Arm Chair
36" x 35" x 37" h
(91 x 89 x 94 cm)
diagonal depth: 32.5" (83 cm)



Corner
35" x 35" x 37" h
(89 x 89 x 94 cm)



Wedge
49" x 49" x 37" h
(125 x 125 x 94 cm)



Left- or Right-Arm Chaise
35.5" x 61" x 37" h
(90 x 155 x 94 cm)
diagonal depth: 32.5" (83 cm)



Left or Right Bumper
61" x 41" x 37" h
(155 x 104 x 94 cm)
diagonal depth: 32.5" (83 cm)



Armless Love Seat
60" x 35" x 37" h
(132 x 89 x 94 cm)



Left- or Right-Arm Love Seat
68" x 35" x 37" h
(173 x 89 x 94 cm)
diagonal depth: 32.5" (83 cm)

Cushions available with Polyester or Down-Blend:



Knife-Edge Back Cushion



Box Back Cushion

PB Comfort Square Arm Upholstered



Love Seat
62" x 39" x 37" h
(157 x 99 x 94 cm)
diagonal depth: 32.5" (83 cm)



Sofa
77" x 39" x 37" h
(196 x 99 x 94 cm)
diagonal depth: 32.5" (83 cm)



Grand Sofa
87" x 41" x 37" h
(221 x 104 x 94 cm)
diagonal depth: 32.5" (83 cm)



Sleeper Sofa
closed - 81" x 39" x 37" h
(206 x 99 x 94 cm)
open - 81" x 78" x 37" h
(206 x 198 x 94 cm)
diagonal depth: 32" (81 cm)



Deluxe Sleeper Sofa
closed - 78" x 40" x 38" h
(198 x 102 x 97 cm)
open - 78" x 82" x 38" h
(198 x 208 x 97 cm)
diagonal depth: 32" (81 cm)



Armchair
37.5" x 39" x 37" h
(95 x 99 x 94 cm)
diagonal depth: 32.5" (83 cm)



Swivel Armchair
38" x 38" x 40" h
(97 x 97 x 102 cm)
diagonal depth: 35" (89 cm)



Grand Armchair
42.5" x 41" x 37" h
(108 x 104 x 94 cm)
diagonal depth: 32.5" (83 cm)



Ottoman
31" x 25" x 17" h
(79 x 64 x 43 cm)



Storage Ottoman
30" x 24" x 17" h
(76 x 61 x 43 cm)

sectional sets



Left- or Right-Arm 3-Piece Sectional with Corner
107.5" x 77.5" x 41" x 37" h
(273 x 197 x 104 x 94 cm)



Left- or Right-Arm 3-Piece Sectional with Wedge
114.5" x 84.5" x 41" x 37" h
(291 x 215 x 104 x 94 cm)



3-Piece L-Shaped Sectional with Corner
106.5" x 106.5" x 41" x 37" h
(271 x 271 x 104 x 94 cm)



Left- or Right-Arm 3-Piece Sectional with Bumper
106.5" x 102" x 41" x 37" h
(271 x 259 x 104 x 94 cm)

components



Sectional Ottoman
40" sq. x 19.5" h
(102 sq. x 50 cm)



Armless Chair
30" x 41" x 37" h
(76 x 104 x 94 cm)



Left- or Right-Arm Chair
35.5" x 41" x 37" h
(90 x 104 x 94 cm)
diagonal depth: 32.5" (83 cm)



Corner
41" x 41" x 37" h
(104 x 104 x 94 cm)



Wedge
49" x 49" x 37" h
(125 x 125 x 94 cm)



Left- or Right-Arm Chaise
35.5" x 64" x 37" h
(90 x 163 x 94 cm)
diagonal depth: 32.5" (83 cm)



Left or Right Bumper
61" x 41" x 37" h
(155 x 104 x 94 cm)
diagonal depth: 32.5" (83 cm)



Armless Love Seat
59" x 41" x 37" h
(150 x 104 x 94 cm)



Left- or Right-Arm Love Seat
65.5" x 41" x 37" h
(166 x 104 x 94 cm)
diagonal depth: 32.5" (83 cm)

Cushions available with Polyester or Down-Blend:



Knife-Edge Back Cushion



Box Back Cushion

PB Comfort Eco Roll Arm Slipcovered



Love Seat
67" x 39" x 37" h
(170 x 99 x 94 cm)
diagonal depth: 32" (81 cm)



Sofa
83.5" x 39" x 37" h
(212 x 99 x 94 cm)
diagonal depth: 32" (81 cm)



Grand Sofa
93.5" x 41" x 37" h
(237 x 104 x 94 cm)
diagonal depth: 32.5" (83 cm)



Armchair
41.5" x 40" x 37" h
(105 x 102 x 94 cm)
diagonal depth: 32" (81 cm)



Ottoman
31" x 25" x 17" h
(79 x 64 x 43 cm)

PB Comfort Eco Roll Arm Upholstered



Love Seat
67" x 39" x 37" h
(170 x 99 x 94 cm)
diagonal depth: 32" (81 cm)



Sofa
83.5" x 39" x 37" h
(212 x 99 x 94 cm)
diagonal depth: 32" (81 cm)



Grand Sofa
93.5" x 41" x 37" h
(237 x 104 x 94 cm)
diagonal depth: 32.5" (83 cm)



Armchair
41.5" x 40" x 37" h
(105 x 102 x 94 cm)
diagonal depth: 32" (81 cm)



Ottoman
31" x 25" x 17" h
(79 x 64 x 43 cm)

PB Comfort Eco Square Arm Slipcovered



Love Seat
62" x 39" x 37" h
(157 x 99 x 94 cm)
diagonal depth: 32.5" (83 cm)



Sofa
77" x 39" x 37" h
(196 x 99 x 94 cm)
diagonal depth: 32.5" (83 cm)



Grand Sofa
87" x 41" x 37" h
(221 x 104 x 94 cm)
diagonal depth: 32.5" (83 cm)



Armchair
37.5" x 39" x 37" h
(95 x 99 x 94 cm)
diagonal depth: 32.5" (83 cm)



Ottoman
31" x 25" x 17" h
(79 x 64 x 43 cm)

PB Comfort Eco Square Arm Upholstered



Love Seat
62" x 39" x 37" h
(157 x 99 x 94 cm)
diagonal depth: 32.5" (83 cm)



Sofa
77" x 39" x 37" h
(196 x 99 x 94 cm)
diagonal depth: 32.5" (83 cm)



Grand Sofa
87" x 41" x 37" h
(221 x 104 x 94 cm)
diagonal depth: 32.5" (83 cm)



Armchair
37.5" x 39" x 37" h
(95 x 99 x 94 cm)
diagonal depth: 32.5" (83 cm)



Ottoman
31" x 25" x 17" h
(79 x 64 x 43 cm)

PB Deluxe Upholstered



Sleeper Sofa

closed - 78" x 40" x 34" h (198 x 102 x 86 cm)

open - 78" x 82" x 34" h (198 x 208 x 86 cm)

diagonal depth: 32.5" (83 cm)

PB Square Upholstered



Love Seat

59" x 37" x 34.5" h

(150 x 94 x 88 cm)

diagonal depth: 32" (81 cm)



Sofa

81" x 37" x 34.5" h

(206 x 94 x 88 cm)

diagonal depth: 32" (81 cm)



Sleeper Sofa

closed - 79.5" x 36" x 36" h

(202 x 91 x 91 cm)

open - 79.5" x 86" x 36" h

(202 x 218 x 91 cm)

diagonal depth: 32" (81 cm)



Armchair

36" x 36" x 36" h

(91 x 91 x 91 cm)

diagonal depth: 32" (81 cm)



Ottoman

31" x 25" x 17" h

(79 x 64 x 43 cm)

sectional sets



Left- or Right-Arm Chaise Sofa Sectional

103" x 61" x 37" h (262 x 155 x 94 cm)



Left- or Right-Arm 3-Piece Sectional with Corner

107.5" x 77.5" x 35" x 37" h

(273 x 197 x 89 x 94 cm)



2-Piece L-Shaped Sectional

101" x 103" x 35" x 37" h

(257 x 262 x 89 x 94 cm)

components



Armless Chair

31" x 35" x 37" h

(79 x 89 x 94 cm)



Left- or Right-Arm Chair

36" x 35" x 37" h

(91 x 89 x 94 cm)

diagonal depth: 32" (81 cm)



Corner

35" x 35" x 37" h

(89 x 89 x 94 cm)



Wedge

45" x 45" x 37" h

(114 x 114 x 94 cm)



Left- or Right-Arm Chaise

35" x 61" x 37" h

(89 x 155 x 94 cm)

diagonal depth: 32" (81 cm)



Armless Love Seat

60" x 35" x 37" h

(152 x 89 x 94 cm)



Left- or Right-Arm Love Seat

68" x 35" x 37" h

(173 x 89 x 94 cm)

diagonal depth: 32" (81 cm)



Left- or Right-Arm Return Sofa

101" x 35" x 37" h

(257 x 89 x 94 cm)

diagonal depth: 32" (81 cm)

Pearce Leather



Love Seat
73" x 41" x 38" h
(185 x 104 x 97 cm)
diagonal depth: 31" (79 cm)



Sofa
82" x 40" x 38" h
(208 x 102 x 97 cm)
diagonal depth: 31" (79 cm)



Grand Sofa
90" x 41" x 38" h
(229 x 104 x 97 cm)
diagonal depth: 31" (79 cm)



Deluxe Sleeper Sofa
closed - 84" x 40" x 35" h
(213 x 102 x 89 cm)
open - 84" x 82" x 35" h
(213 x 208 x 89 cm)
diagonal depth: 31" (79 cm)



Armchair
46" x 41" x 38" h
(117 x 104 x 97 cm)
diagonal depth: 31" (79 cm)



Ottoman
32" x 26" x 17" h
(81 x 66 x 43 cm)

sectional sets



Left- or Right-Arm 3-Piece Sectional with Wedge
123" x 92" x 41" x 38" h
(312 x 234 x 104 x 97 cm)



3-Piece L-Shaped Sectional with Wedge
123" x 123" x 41" x 38" h
(312 x 312 x 104 x 97 cm)

components



Armless Chair
32" x 41" x 38" h
(81 x 104 x 97 cm)

Pearce Slipcovered



Love Seat
73" x 41" x 38" h
(185 x 104 x 97 cm)
diagonal depth: 31" (79 cm)



Sofa
82" x 40" x 38" h
(208 x 102 x 97 cm)
diagonal depth: 31" (79 cm)



Grand Sofa
90" x 41" x 38" h
(229 x 104 x 97 cm)
diagonal depth: 31" (79 cm)



Sleeper Sofa
closed - 91" x 41" x 38" h
(231 x 104 x 97 cm)
open - 91" x 94" x 38" h
(231 x 239 x 97 cm)
diagonal depth: 31" (79 cm)



Deluxe Sleeper Sofa
closed - 85" x 40" x 37" h
(216 x 102 x 94 cm)
open - 85" x 82" x 37" h
(216 x 208 x 94 cm)
diagonal depth: 32" (81 cm)



Armchair
46" x 41" x 38" h
(117 x 104 x 97 cm)
diagonal depth: 31" (79 cm)



Swivel Armchair
43" x 38" x 38" h
(109 x 97 x 97 cm)
diagonal depth: 31" (79 cm)



Ottoman
30" x 24" x 17" h
(76 x 61 x 43 cm)



Storage Ottoman
31" x 25" x 17" h
(79 x 64 x 43 cm)



Sectional Ottoman
31" x 31" x 20" h
(79 x 79 x 51 cm)

sectional sets



Left- or Right-Arm 2-Piece Sectional with Chaise
111" x 70" x 38" h
(282 x 178 x 97 cm)



Left- or Right-Arm 3-Piece Sectional with Wedge
123" x 92" x 41" x 38" h
(312 x 234 x 104 x 97 cm)



Left- or Right-Arm 3-Piece Bumper Sectional with Wedge
123" x 109" x 41" x 38" h
(313 x 277 x 104 x 97 cm)



2-Piece L-Shaped Sectional
113" x 115" x 41" x 38" h
(287 x 292 x 104 x 97 cm)



3-Piece L-Shaped Sectional with Wedge
123" x 123" x 41" x 38" h
(312 x 312 x 104 x 97 cm)



4-Piece Double Chaise Sectional
169" x 70" x 38" h (429 x 178 x 97 cm)



Left- or Right-Arm 4-Piece Sectional with Chaise
149" x 123" x 41" x 38" h
(378 x 312 x 104 x 97 cm)

components



Armless Chair
32" x 41" x 38" h
(81 x 104 x 97 cm)



Left- or Right-Arm Chair
43" x 41" x 38" h
(109 x 104 x 97 cm)
diagonal depth: 31" (79 cm)



Wedge
49" x 49" x 38" h
(124 x 124 x 97 cm)
diagonal depth: 35.5" (90 cm)



Left- or Right-Arm Chaise
37" x 70" x 38" h
(94 x 178 x 97 cm)
diagonal depth: 31" (79 cm)



Left or Right Bumper
60" x 41" x 38" h
(152 x 104 x 97 cm)
diagonal depth: 31" (79 cm)



Armless Love Seat
63" x 41" x 38" h
(160 x 104 x 97 cm)



Left- or Right-Arm Love Seat
74" x 41" x 38" h
(188 x 104 x 97 cm)
diagonal depth: 31" (79 cm)



Left- or Right-Arm Love Seat Sleeper
closed - 74" x 41" x 38" h
(188 x 104 x 97 cm)
open - 74" x 90" x 38" h
(188 x 229 x 97 cm)
diagonal depth: 31" (79 cm)



Left- or Right-Arm Return Sofa
113" x 41" x 38" h
(287 x 104 x 97 cm)
diagonal depth: 31" (79 cm)

Pearce Upholstered



Love Seat
73" x 41" x 38" h
(185 x 104 x 97 cm)
diagonal depth: 31" (79 cm)



Sofa
82" x 40" x 38" h
(208 x 102 x 97 cm)
diagonal depth: 31" (79 cm)



Grand Sofa
90" x 41" x 38" h
(229 x 104 x 97 cm)
diagonal depth: 31" (79 cm)



Sleeper Sofa
closed - 82" x 41" x 38" h
(208 x 104 x 97 cm)
open - 82" x 82" x 38" h
(208 x 208 x 97 cm)
diagonal depth: 31" (79 cm)



Deluxe Sleeper Sofa
closed - 91" x 40" x 37" h
(231 x 102 x 94 cm)
open - 91" x 94" x 37" h
(231 x 239 x 94 cm)
diagonal depth: 31" (79 cm)



Armchair
43" x 40" x 38" h
(109 x 102 x 97 cm)
diagonal depth: 31" (79 cm)



Swivel Armchair
46" x 41" x 38" h
(107 x 104 x 97 cm)
diagonal depth: 31" (79 cm)



Ottoman
30" x 24" x 17" h
(76 x 61 x 43 cm)



Storage Ottoman
31" x 25" x 17" h
(79 x 64 x 43 cm)



Sectional Ottoman
31" x 31" x 20" h
(79 x 79 x 51 cm)

sectional sets



Left- or Right-Arm 2-Piece Sectional with Chaise
111" x 70" x 38" h
(282 x 178 x 97 cm)



2-Piece L-Shaped Sectional
113" x 115" x 41" x 38" h
(287 x 292 x 104 x 97 cm)



Left- or Right-Arm 3-Piece Bumper Sectional with Wedge
109" x 123" x 41" x 38" h
(277 x 312 x 104 x 97 cm)



Left- or Right-Arm 3-Piece Sectional with Wedge
123" x 92" x 41" x 38" h
(312 x 234 x 104 x 97 cm)



3-Piece L-Shaped Sectional with Wedge
123" x 123" x 41" x 38" h
(312 x 312 x 104 x 97 cm)



4-Piece Double Chaise Sectional
169" x 70" x 38" h (429 x 178 x 97 cm)



4-Piece Chaise Sectional with Wedge
149" x 123" x 41" x 38" h
(378 x 312 x 104 x 97 cm)

components



Armless Chair
32" x 41" x 38" h
(81 x 104 x 97 cm)



Left- or Right-Arm Chair
43" x 41" x 38" h
(109 x 104 x 97 cm)
diagonal depth: 31" (79 cm)



Wedge
49" x 49" x 38" h
(124 x 124 x 97 cm)
diagonal depth: 35.5" (90 cm)



Left- or Right-Arm Chaise
37" x 70" x 38" h
(94 x 178 x 97 cm)
diagonal depth: 31" (79 cm)



Left or Right Bumper
60" x 41" x 38" h
(152 x 104 x 97 cm)
diagonal depth: 31" (79 cm)



Armless Love Seat
63" x 41" x 38" h
(160 x 104 x 97 cm)



Left- or Right-Arm Love Seat
74" x 41" x 38" h
(188 x 104 x 97 cm)
diagonal depth: 31" (79 cm)



Left- or Right-Arm Love Seat Sleeper
closed - 74" x 41" x 38" h
(188 x 104 x 97 cm)
open - 74" x 90" x 38" h
(188 x 229 x 97 cm)
diagonal depth: 31" (79 cm)



Left- or Right-Arm Return Sofa
113" x 41" x 38" h
(287 x 104 x 97 cm)
diagonal depth: 31" (79 cm)

Seabury Upholstered



Love Seat
67" x 41" x 35" h
(170 x 104 x 89 cm)
diagonal depth: 30" (76 cm)



Sofa
79" x 41" x 35" h
(201 x 104 x 89 cm)
diagonal depth: 30" (76 cm)



Grand Sofa
93" x 41" x 35" h
(236 x 104 x 89 cm)
diagonal depth: 30" (76 cm)



Sleeper Sofa
closed - 93" x 41" x 35" h
(236 x 104 x 89 cm)
open - 93" x 88" x 35" h
(236 x 224 x 89 cm)
diagonal depth: 30" (76 cm)



Armchair
36" x 41" x 35" h
(91 x 104 x 89 cm)
diagonal depth: 30" (76 cm)



Ottoman
36" x 23" x 19" h
(91 x 58 x 48 cm)

sectional sets



Left- or Right-Arm Chaise Sofa Sectional
96" x 65" x 37" h (244 x 165 x 94 cm)



Left- or Right-Arm 3-Piece Wedge Sectional
111" x 83" x 41" x 37" h
(282 x 211 x 104 x 94 cm)



3-Piece L-Shaped Sectional with Wedge
111" x 111" x 41" x 37" h
(282 x 282 x 104 x 94 cm)

components



Armless Chair
28" x 41" x 37" h
(71 x 104 x 94 cm)



Left- or Right-Arm Chair
34" x 41" x 37" h
(86 x 104 x 94 cm)
diagonal depth: 30" (76 cm)



Wedge
48.5" sq. x 37" h
(123 sq. x 94 cm)



Left- or Right-Arm Chaise
33.5" x 65" x 37" h
(85 x 165 x 94 cm)
diagonal depth: 30" (76 cm)



Armless Love Seat
57" x 41" x 37" h
(145 x 104 x 94 cm)



Left- or Right-Arm Love Seat
62" x 41" x 37" h
(157 x 104 x 94 cm)
diagonal depth: 30" (76 cm)

Stewart Upholstered



Love Seat
68" x 39" x 37" h
(173 x 99 x 94 cm)
diagonal depth: 33" (84 cm)



Sofa
85" x 39" x 37" h
(216 x 99 x 94 cm)
diagonal depth: 33" (84 cm)



Grand Sofa
95" x 39" x 37" h
(241 x 99 x 94 cm)
diagonal depth: 33" (84 cm)



Armchair
36" x 35" x 37" h
(91 x 89 x 94 cm)
diagonal depth: 33" (84 cm)



Swivel Armchair
36" x 35" x 37" h
(91 x 89 x 94 cm)
diagonal depth: 33" (84 cm)



Ottoman
29" x 23" x 19" h
(74 x 58 x 48 cm)

sectional sets



Left- or Right-Arm Sofa with Chaise
97" x 63" x 37" h (246 x 160 x 94 cm)



Left- or Right-Arm 2-Piece L-Shaped Sectional
63" x 101" x 39" x 37" h
(160 x 257 x 99 x 94 cm)

components



Armless Love Seat
58" x 39" x 37" h
(147 x 99 x 94 cm)



Left- or Right-Arm Love Seat
63" x 39" x 37" h
(160 x 99 x 94 cm)
diagonal depth: 33" (84 cm)



Left- or Right-Arm Chaise
34" x 63" x 37" h
(83 x 160 x 94 cm)
diagonal depth: 33" (84 cm)



Left- or Right-Arm Return Sofa
101" x 39" x 37" h
(257 x 99 x 94 cm)
diagonal depth: 33" (84 cm)

Thatcher Leather



Armchair
30.5" x 34.25" x 40.25" h
(77 x 87 x 102 cm)
diagonal depth: 26" (66 cm)



Ottoman
26.5" x 20" x 19" h
(67 x 51 x 48 cm)

Thatcher Upholstered



Armchair
30.5" x 34.25" x 40.25" h
(77 x 87 x 102 cm)
diagonal depth: 26" (66 cm)



Ottoman
25.5" x 19" x 18" h
(65 x 48 x 46 cm)

Townsend Upholstered



Love Seat
79" x 42" x 37" h
(201 x 107 x 94 cm)
diagonal depth: 33" (84 cm)



Sofa
87" x 42" x 37" h
(221 x 107 x 94 cm)
diagonal depth: 33" (84 cm)



Grand Sofa
101.5" x 42" x 37" h
(258 x 107 x 94 cm)
diagonal depth: 33" (84 cm)



Armchair
39.5" x 39" x 37" h
(100 x 99 x 94 cm)
diagonal depth: 33" (84 cm)



Swivel Armchair
39.5" x 39" x 37" h
(100 x 99 x 94 cm)
diagonal depth: 33" (84 cm)



Ottoman
26.5" x 25" x 19" h
(67 x 64 x 48 cm)

sectional sets



Left- or Right-Arm Chaise Sofa Sectional
109.25" x 67.5" x 42" x 37" h
(278 x 171 x 107 x 94 cm)



Left- or Right-Arm 3-Piece Sectional
113.25" x 82" x 42" x 37" h
(288 x 208 x 107 x 94 cm)



3-Piece L-Shaped Sectional
112.25" x 112.25" x 42" x 37" h
(285 x 285 x 107 x 94 cm)



Left- or Right-Arm 4-Piece Sectional with Chaise
112.25" x 143" x 42" x 37" h
(285 x 363 x 107 x 94 cm)

components



Armless Chair
32" x 42" x 37" h
(81 x 107 x 94 cm)



Left- or Right-Arm Chair
40" x 42" x 37" h
(101 x 107 x 94 cm)



Corner
41" x 41" x 37" h
(104 x 104 x 94 cm)



Left- or Right-Arm Chaise
38" x 67.5" x 37" h
(97 x 171 x 94 cm)



Armless Love Seat
64" x 42" x 37" h
(163 x 107 x 94 cm)



Left- or Right-Arm Love Seat
71.25" x 42" x 37" h
(181 x 107 x 94 cm)

Tudor Upholstered



Mini Sofa
58" x 30" x 34" h
(147 x 76 x 86 cm)
diagonal depth: 32" (81 cm)



Armchair
27.5" x 33" x 31.5" h
(70 x 84 x 80 cm)
diagonal depth: 31" (79 cm)

Turner Roll Arm Leather



Love Seat
78.5" x 40" x 35" h
(199 x 102 x 89 cm)
diagonal depth: 35" (89 cm)



Sofa
90.75" x 44" x 35" h
(231 x 112 x 89 cm)
diagonal depth: 35" (89 cm)



Grand Sofa
109" x 44" x 35" h
(277 x 112 x 89 cm)
diagonal depth: 35" (89 cm)



Sleeper Sofa
closed - 87.5" x 43.5" x 35" h
(222 x 111 x 89 cm)
open - 87.5" x 89.25" x 35" h
(222 x 227 x 89 cm)
diagonal depth: 35" (89 cm)



Small Armchair
42" x 39" x 35" h
(107 x 99 x 89 cm)
diagonal depth: 35" (89 cm)



Armchair
48" x 44" x 35.25" h
(122 x 112 x 89 cm)
diagonal depth: 35" (89 cm)



Small Ottoman
30.5" x 24.5" x 16.5" h
(77 x 62 x 42 cm)



Ottoman
34.5" x 26" x 16.5" h
(88 x 66 x 43 cm)



Storage Ottoman
34.25" x 26.25" x 16.5" h
(87 x 67 x 42 cm)

sectional sets



Left- or Right-Arm Sectional with Chaise
110" x 68.5" x 35" h (279 x 174 x 89 cm)



Left- or Right-Arm 3-Piece Sectional
114" x 80.5" x 44" x 35" h
(290 x 204 x 112 x 89 cm)



3-Piece L-Shaped Sectional
114" x 114" x 44" x 35" h
(290 x 290 x 112 x 89 cm)



3-Piece Sectional with Bumper
108.75" x 114" x 44" x 35" h
(276 x 290 x 112 x 89 cm)



Left- or Right-Arm 4-Piece Sectional with Chaise
144" x 114" x 44" x 35" h
(366 x 290 x 112 x 89 cm)



5-Piece U-Shaped Sectional
147.5" x 113" x 44" x 35" h
(375 x 288 x 112 x 89 cm)

components



Armless Chair
30.5" x 44" x 35" h
(77 x 112 x 89 cm)



Armless Love Seat
60.75" x 44" x 35" h
(154 x 112 x 89 cm)



Left or Right Bumper
64.75" x 43.75" x 35" h
(164 x 111 x 89 cm)

Turner Roll Arm Upholstered



Love Seat
78.5" x 40" x 35" h
(199 x 102 x 89 cm)
diagonal depth: 35" (89 cm)



Sofa
90.75" x 44" x 35" h
(231 x 112 x 89 cm)
diagonal depth: 35" (89 cm)



Grand Sofa
109" x 44" x 35" h
(277 x 112 x 89 cm)
diagonal depth: 35" (89 cm)



Sleeper Sofa
closed - 87.5" x 44" x 35.25" h
(222 x 113 x 89 cm)
open - 87.5" x 89" x 35.25" h
(222 x 226 x 89 cm)
diagonal depth: 35" (89 cm)



Small Armchair
42" x 39" x 35" h
(107 x 99 x 89 cm)
diagonal depth: 35" (89 cm)



Armchair
48" x 44" x 35" h
(122 x 112 x 89 cm)
diagonal depth: 35" (89 cm)



Swivel Armchair
48" x 39" x 35.25" h
(122 x 99 x 90 cm)
diagonal depth: 35" (89 cm)



Small Ottoman
30.5" x 24.5" x 16.5" h
(77 x 62 x 42 cm)



Ottoman
34.25" x 26.25" x 16.5" h
(87 x 67 x 42 cm)



Storage Ottoman
34.25" x 26.25" x 16.5" h
(87 x 67 x 42 cm)

sectional sets



Left- or Right-Arm Sectional with Chaise
110" x 68.5" x 35" h
(279 x 174 x 89 cm)



Left- or Right-Arm 3-Piece Sectional
114" x 83.5" x 44" x 35" h
(290 x 212 x 112 x 89 cm)



3-Piece L-Shaped Sectional
114" x 114" x 44" x 35" h
(290 x 290 x 112 x 89 cm)



Left- or Right-Arm 3-Piece Sectional with Bumper
114" x 108.75" x 44" x 35" h
(290 x 276 x 112 x 89 cm)



Left- or Right-Arm 4-Piece Sectional with Chaise
144" x 114" x 44" x 35" h
(366 x 290 x 112 x 89 cm)

components



Armless Chair
30.25" x 44" x 35" h
(77 x 112 x 89 cm)



Left- or Right-Arm Chair
39.5" x 44" x 35" h
(100 x 112 x 89 cm)
diagonal depth: 35" (89 cm)



Corner
44" x 44" x 35" h
(112 x 112 x 89 cm)



Left or Right Bumper
64.75" x 43.75" x 35" h
(164 x 111 x 89 cm)



Left- or Right-Arm Chaise
40" x 68.5" x 35" h
(102 x 174 x 89 cm)
diagonal depth: 35" (89 cm)



Armless Love Seat
60.75" x 44" x 35" h
(154 x 112 x 89 cm)



Left- or Right-Arm Love Seat
70" x 44" x 35" h
(178 x 112 x 89 cm)
diagonal depth: 35" (89 cm)

Turner Square Arm Leather



Love Seat
78.5" x 40" x 35.5" h
(199 x 102 x 90 cm)
diagonal depth: 36" (91 cm)



Sofa
90.75" x 44" x 35.5" h
(231 x 112 x 90 cm)
diagonal depth: 36" (91 cm)



Grand Sofa
109" x 44" x 35.5" h
(277 x 112 x 90 cm)
diagonal depth: 36" (91 cm)



Sleeper Sofa
closed - 82.5" x 44" x 35.5" h
(210 x 112 x 90 cm)
open - 82.5" x 89.25" x 35.5" h
(210 x 227 x 90 cm)
diagonal depth: 35" (89 cm)



Small Armchair
37" x 39" x 35.5" h
(94 x 99 x 90 cm)
diagonal depth: 35" (89 cm)



Armchair
44" x 44" x 35.5" h
(112 x 112 x 90 cm)
diagonal depth: 36" (91 cm)



Small Ottoman
30.5" x 24.5" x 16.5" h
(77 x 62 x 42 cm)



Ottoman
34.5" x 26" x 16.5" h
(88 x 66 x 42 cm)



Storage Ottoman
34.25" x 26.25" x 16.5" h
(87 x 67 x 42 cm)

Available with or without nailheads:



Regular

Nailheads

sectional sets



Left- or Right-Arm Sectional with Chaise
104.75" x 68.5" x 35.5" h (266 x 175 x 90 cm)



Left- or Right-Arm 3-Piece Sectional
111" x 81" x 44" x 35.5" h
(282 x 206 x 112 x 90 cm)



3-Piece L-Shaped Sectional
111" x 111" x 44" x 35.5" h
(282 x 282 x 112 x 90 cm)



3-Piece Sectional with Bumper
114" x 111" x 44" x 35.5" h
(290 x 282 x 112 x 90 cm)



Left- or Right-Arm 4-Piece Sectional with Chaise
147" x 111" x 44" x 35.5" h
(373 x 282 x 112 x 90 cm)



5-Piece U-Shaped Sectional
111" x 148" x 44" x 35.5" h
(282 x 376 x 112 x 90 cm)

components



Armless Chair
30.25" x 44" x 35.5" h
(77 x 112 x 90 cm)



Armless Love Seat
60.75" x 44" x 35.5" h
(154 x 112 x 90 cm)



Left or Right Bumper
64.75" x 43.75" x 35.5" h
(164 x 111 x 90 cm)

Turner Square Arm Leather Media

sectional sets



Row of 2 Chairs
67" x 40.5" x 44.25" h
(170 x 103 x 112 cm)



Row of 3 Chairs
97" x 40.5" x 44.25" h
(246 x 103 x 112 cm)



Row of 4 Chairs
127" x 40.5" x 44.25" h
(323 x 103 x 112 cm)

components



Single Chair
37" x 40.5" x 44.25" h
(94 x 103 x 112 cm)



Left Side Armchair
37" x 40.5" x 44.25" h
(94 x 103 x 112 cm)



Middle One Arm Chair
30" x 40.5" x 44.25" h
(76 x 103 x 112 cm)



Right Side Armchair
30" x 40.5" x 44.25" h
(76 x 103 x 112 cm)

Turner Square Arm Upholstered



Love Seat
73.25" x 40" x 35" h
(186 x 102 x 89 cm)
diagonal depth: 36" (91 cm)



Sofa
85.5" x 44" x 35" h
(217 x 112 x 89 cm)
diagonal depth: 35" (89 cm)



Grand Sofa
104.5" x 44" x 35" h
(265 x 112 x 89 cm)
diagonal depth: 36" (91 cm)



Sleeper Sofa
closed - 82.25" x 44" x 35.5" h
(209 x 112 x 90 cm)
open - 82.25" x 89.25" x 35.5" h
(209 x 227 x 12 cm)
diagonal depth: 35" (89 cm)



Small Armchair
37" x 39" x 35.5" h
(94 x 99 x 90 cm)
diagonal depth: 35" (89 cm)



Armchair
44" x 44" x 35.5" h
(112 x 112 x 90 cm)
diagonal depth: 35" (89 cm)



Swivel Armchair
37" x 39" x 35.5" h
(94 x 99 x 90 cm)
diagonal depth: 35" (89 cm)



Small Ottoman
30.5" x 24.5" x 16.5" h
(77 x 62 x 42 cm)



Ottoman
34.25" x 26.25" x 16.5" h
(87 x 67 x 42 cm)



Storage Ottoman
34.5" x 26.75" x 16.5" h
(88 x 67 x 42 cm)

sectional sets



Left- or Right-Arm Sectional with Chaise
104" x 68.5" x 35.5" h
(264 x 175 x 90 cm)



Left- or Right-Arm 3-Piece Sectional
111" x 81" x 44" x 35.5" h
(282 x 206 x 112 x 90 cm)



3-Piece L-Shaped Sectional
111" x 111" x 44" x 35.5" h
(282 x 282 x 112 x 90 cm)



Left- or Right-Arm 3-Piece Sectional with Bumper
111" x 108.25" x 44" x 35.5" h
(282 x 275 x 112 x 90 cm)



Left- or Right-Arm 4-Piece Sectional with Chaise
142" x 111" x 69.25" x 35.5" h
(361 x 282 x 176 x 90 cm)

Available with or without nailheads:



Regular



Nailheads

components



Armless Chair
30.25" x 44" x 35.5" h
(77 x 112 x 90 cm)



Left- or Right-Arm Chair
37" x 44" x 35.5" h
(93 x 112 x 90 cm)
diagonal depth: 36" (91 cm)



Corner
44" x 44" x 35.5" h
(112 x 112 x 90 cm)



Left or Right Bumper
64.75" x 43.75" x 35.5" h
(164 x 111 x 90 cm)



Left- or Right-Arm Chaise
37" x 69.5" x 35.5" h
(94 x 174 x 90 cm)
diagonal depth: 36" (91 cm)



Armless Love Seat
60.75" x 44" x 35.5" h
(154 x 112 x 90 cm)



Left- or Right-Arm Love Seat
67" x 44" x 35.5" h
(170 x 112 x 90 cm)
diagonal depth: 36" (91 cm)

Webster Leather



Love Seat
73.25" x 42" x 36.25" h
(186 x 107 x 92 cm)
diagonal depth: 35.5" (90 cm)



Sofa
86" x 42" x 36.25" h
(218 x 107 x 92 cm)
diagonal depth: 35.5" (90 cm)



Grand Sofa
95.5" x 42.25" x 36.25" h
(243 x 107 x 92 cm)
diagonal depth: 35.5" (90 cm)



Armchair
45.25" x 42" x 36.25" h
(115 x 107 x 92 cm)
diagonal depth: 35.5" (90 cm)



Ottoman
33.5" x 25.5" x 18" h
(85 x 65 x 46 cm)

sectional sets



Left- or Right-Arm 3-Piece Sectional
103" x 77" x 42.25" x 36.25" h
(262 x 196 x 107 x 92 cm)



3-Piece L-Shaped Sectional
103" x 103" x 42.25" x 36.25" h
(262 x 262 x 107 x 92 cm)

components



Armless Chair
25.5" x 42.25" x 36.25" h
(65 x 107 x 92 cm)



Armless Love Seat
50.75" x 42.25" x 36.25" h
(129 x 107 x 92 cm)

Webster Upholstered



Love Seat
69" x 43" x 37" h
(175 x 109 x 94 cm)
diagonal depth: 35.5" (90 cm)



Sofa
85" x 43" x 37" h
(216 x 109 x 94 cm)
diagonal depth: 35.5" (90 cm)



Grand Sofa
95" x 43" x 37" h
(241 x 109 x 94 cm)
diagonal depth: 35.5" (90 cm)



Armchair
45" x 43" x 37" h
(114 x 109 x 94 cm)
diagonal depth: 35.5" (90 cm)



Ottoman
32" x 25" x 18" h
(81 x 64 x 46 cm)

sectional sets



Left- or Right-Arm 3-Piece Sectional
100.5" x 75.5" x 42.5" x 37" h
(255 x 192 x 108 x 94 cm)



3-Piece L-Shaped Sectional
100.5" x 100.5" x 42.5" x 37" h
(255 x 255 x 108 x 94 cm)

components



Armless Chair
25" x 42.5" x 37" h
(64 x 108 x 94 cm)



Left- or Right-Arm Chair
33" x 42.5" x 37" h
(84 x 108 x 94 cm)
diagonal depth: 33" (84 cm)



Corner Chair
42.5" x 42.5" x 37" h
(108 x 108 x 94 cm)



Armless Love Seat
50" x 42.5" x 37" h
(127 x 108 x 94 cm)



Left- or Right-Arm Love Seat
58" x 42.5" x 37" h
(147 x 108 x 94 cm)
diagonal depth: 33" (84 cm)

York Roll Arm Slipcovered



Love Seat
62.5" x 38.5" x 35" h
(159 x 98 x 89 cm)
diagonal depth: 33" (84 cm)



Sofa
82.5" x 38.5" x 35" h
(210 x 98 x 89 cm)
diagonal depth: 33" (84 cm)



Grand Sofa
97.5" x 38.5" x 35" h
(248 x 98 x 89 cm)
diagonal depth: 33" (84 cm)



Armchair
38.5" x 38.5" x 35" h
(98 x 98 x 89 cm)
diagonal depth: 33" (84 cm)



Swivel Armchair
38.5" x 38.5" x 35" h
(98 x 98 x 89 cm)
diagonal depth: 33" (84 cm)



Ottoman
32" x 25" x 19" h
(81 x 64 x 48 cm)

sectional sets



Left- or Right-Arm Sectional with Chaise
88" x 62" x 35" h
(224 x 157 x 89 cm)



Left- or Right-Arm 3-Piece Sectional with Corner
94.5" x 69" x 38.5" x 35" h
(240 x 175 x 98 x 89 cm)



3-Piece L-Shaped Sectional with Corner
94.5" x 94.5" x 38.5" x 35" h
(240 x 240 x 98 x 89 cm)

components



Armless Chair
25.5" x 38.5" x 35" h
(65 x 98 x 89 cm)



Left- or Right-Arm Chair
30.5" x 38.5" x 35" h
(77 x 98 x 89 cm)
diagonal depth: 33" (84 cm)



Corner Chair
38.5" x 38.5" x 35" h
(98 x 98 x 89 cm)



Left- or Right-Arm Chaise
32" x 62" x 35" h
(81 x 157 x 89 cm)
diagonal depth: 33" (84 cm)



Armless Love Seat
49.5" x 38.5" x 35" h
(126 x 98 x 89 cm)



Left- or Right-Arm Love Seat
56" x 38.5" x 35" h
(142 x 98 x 89 cm)
diagonal depth: 33" (84 cm)

York Roll Arm Upholstered



Love Seat
62.5" x 38.5" x 35" h
(159 x 98 x 89 cm)
diagonal depth: 33" (84 cm)



Sofa
82.5" x 38.5" x 35" h
(210 x 98 x 89 cm)
diagonal depth: 33" (84 cm)



Grand Sofa
97.5" x 38.5" x 35" h
(248 x 98 x 89 cm)
diagonal depth: 33" (84 cm)



Armchair
38.5" x 38.5" x 35" h
(98 x 98 x 89 cm)
diagonal depth: 33" (84 cm)



Swivel Armchair
38.5" x 38.5" x 35" h
(98 x 98 x 89 cm)
diagonal depth: 33" (84 cm)



Ottoman
32" x 25" x 18" h
(81 x 64 x 46 cm)

sectional sets



Left- or Right-Arm Sectional with Chaise
88" x 63" x 35" h
(224 x 160 x 89 cm)



Left- or Right-Arm 3-Piece Sectional with Corner
94.5" x 69" x 38.5" x 35" h
(240 x 175 x 98 x 89 cm)



3-Piece L-Shaped Sectional with Corner
94.5" x 94.5" x 38.5" x 35" h
(240 x 240 x 98 x 89 cm)

components



Armless Chair
25.5" x 38.5" x 35" h
(65 x 98 x 89 cm)



Left- or Right-Arm Chair
30.5" x 38.5" x 35" h
(77 x 98 x 89 cm)
diagonal depth: 33" (84 cm)



Corner Chair
38.5" x 38.5" x 35" h
(98 x 98 x 89 cm)



Left- or Right-Arm Chaise
32" x 63" x 35" h
(81 x 160 x 89 cm)
diagonal depth: 33" (84 cm)



Armless Love Seat
49.5" x 38.5" x 35" h
(126 x 98 x 89 cm)



Left- or Right-Arm Love Seat
56" x 38.5" x 35" h
(142 x 98 x 89 cm)
diagonal depth: 33" (84 cm)

York Slope Arm Slipcovered



Love Seat
60.5" x 38" x 35" h
(154 x 97 x 89 cm)
diagonal depth: 33" (84 cm)



Sofa
80.5" x 38" x 35" h
(204 x 97 x 89 cm)
diagonal depth: 33" (84 cm)



Grand Sofa
95.5" x 38" x 35" h
(243 x 97 x 89 cm)
diagonal depth: 33" (84 cm)



Armchair
36" x 38.5" x 35" h
(91 x 98 x 89 cm)
diagonal depth: 33" (84 cm)



Swivel Armchair
36" x 38.5" x 35" h
(91 x 98 x 89 cm)
diagonal depth: 33" (84 cm)



Ottoman
32" x 24" x 18" h
(81 x 61 x 46 cm)

sectional sets



Left- or Right-Arm Sectional with Chaise
84.5" x 62" x 35" h
(215 x 157 x 89 cm)



Left- or Right-Arm 3-Piece Sectional with Corner
93" x 69" x 38.5" x 35" h
(236 x 175 x 98 x 89 cm)



3-Piece L-Shaped Sectional with Corner
93" x 93" x 38.5" x 35" h
(236 x 236 x 98 x 89 cm)

components



Armless Chair
25.5" x 38.5" x 35" h
(65 x 98 x 89 cm)



Left- or Right-Arm Chair
30.5" x 38.5" x 35" h
(78 x 98 x 89 cm)
diagonal depth: 33" (84 cm)



Corner Chair
38.5" x 38.5" x 35" h
(98 x 98 x 89 cm)



Left- or Right-Arm Chaise
30.5" x 62" x 35" h
(77 x 157 x 89 cm)
diagonal depth: 33" (84 cm)



Armless Love Seat
49.5" x 38.5" x 35" h
(126 x 98 x 89 cm)



Left- or Right-Arm Love Seat
54.5" x 38.5" x 35" h
(138 x 98 x 89 cm)
diagonal depth: 33" (84 cm)

York Slope Arm Upholstered



Love Seat
60.5" x 38" x 35" h
(154 x 97 x 89 cm)
diagonal depth: 33" (84 cm)



Sofa
80.5" x 38" x 35" h
(204 x 97 x 89 cm)
diagonal depth: 33" (84 cm)



Grand Sofa
95.5" x 38" x 35" h
(243 x 97 x 89 cm)
diagonal depth: 33" (84 cm)



Armchair
36" x 38.5" x 35" h
(91 x 98 x 89 cm)
diagonal depth: 33" (84 cm)



Swivel Armchair
36" x 38.5" x 35" h
(91 x 98 x 89 cm)
diagonal depth: 33" (84 cm)



Ottoman
32" x 24" x 18" h
(81 x 61 x 46 cm)

sectional sets



Left- or Right-Arm Sectional with Chaise
85" x 63" x 35" h
(216 x 160 x 89 cm)



Left- or Right-Arm 3-Piece Sectional with Corner
93" x 69" x 38.5" x 35" h
(236 x 175 x 98 x 89 cm)



3-Piece L-Shaped Sectional with Corner
93" x 93" x 38.5" x 35" h
(236 x 236 x 98 x 89 cm)

components



Armless Chair
25.5" x 38.5" x 35" h
(65 x 98 x 89 cm)



Left- or Right-Arm Chair
30.5" x 38.5" x 35" h
(77 x 98 x 89 cm)
diagonal depth: 33" (84 cm)



Corner Chair
38.5" x 38.5" x 35" h
(98 x 98 x 89 cm)



Left- or Right-Arm Chaise
30.5" x 62" x 35" h
(77 x 157 x 89 cm)
diagonal depth: 33" (84 cm)



Armless Love Seat
49.5" x 38.5" x 35" h
(126 x 98 x 89 cm)



Left- or Right-Arm Love Seat
54.5" x 38.5" x 35" h
(138 x 98 x 89 cm)
diagonal depth: 33" (84 cm)

York Square Arm Slipcovered



Love Seat
60.5" x 38" x 35" h
(154 x 97 x 89 cm)
diagonal depth: 33" (84 cm)



Sofa
80.5" x 38" x 35" h
(204 x 97 x 89 cm)
diagonal depth: 33" (84 cm)



Grand Sofa
95.5" x 38" x 35" h
(243 x 97 x 89 cm)
diagonal depth: 33" (84 cm)



Armchair
36" x 38.5" x 35" h
(91 x 98 x 89 cm)
diagonal depth: 33" (84 cm)



Swivel Armchair
36" x 38.5" x 35" h
(91 x 98 x 89 cm)
diagonal depth: 33" (84 cm)



Ottoman
32" x 24" x 18" h
(81 x 61 x 46 cm)

sectional sets



Left- or Right-Arm Sectional with Chaise
85" x 63" x 35" h
(216 x 160 x 89 cm)



Left- or Right-Arm 3-Piece Sectional with Corner
93" x 69" x 38.5" x 35" h
(236 x 175 x 98 x 89 cm)



3-Piece L-Shaped Sectional with Corner
93" x 93" x 38.5" x 35" h
(236 x 236 x 98 x 89 cm)

components



Armless Chair
25.5" x 38.5" x 35" h
(65 x 98 x 89 cm)



Left- or Right-Arm Chair
30.5" x 38.5" x 35" h
(77 x 98 x 89 cm)
diagonal depth: 33" (84 cm)



Corner Chair
38.5" x 38.5" x 35" h
(98 x 98 x 89 cm)



Left- or Right-Arm Chaise
30.5" x 62" x 35" h
(77 x 157 x 89 cm)
diagonal depth: 33" (84 cm)



Armless Love Seat
49.5" x 38.5" x 35" h
(126 x 98 x 89 cm)



Left- or Right-Arm Love Seat
54.5" x 38.5" x 35" h
(138 x 98 x 89 cm)
diagonal depth: 33" (84 cm)

York Square Arm Upholstered



Love Seat
60.5" x 38" x 35" h
(154 x 97 x 89 cm)
diagonal depth: 33" (84 cm)



Sofa
80.5" x 38" x 35" h
(204 x 97 x 89 cm)
diagonal depth: 33" (84 cm)



Grand Sofa
95.5" x 38" x 35" h
(243 x 97 x 89 cm)
diagonal depth: 33" (84 cm)



Armchair
36" x 38.5" x 35" h
(91 x 98 x 89 cm)
diagonal depth: 33" (84 cm)



Swivel Armchair
36" x 38.5" x 35" h
(91 x 98 x 89 cm)
diagonal depth: 33" (84 cm)



Ottoman
32" x 24" x 18" h
(81 x 61 x 46 cm)

sectional sets



Left- or Right-Arm Sectional with Chaise
85" x 62" x 35" h
(216 x 157 x 89 cm)



Left- or Right-Arm 3-Piece Sectional with Corner
93" x 64" x 38.5" x 35" h
(236 x 163 x 98 x 89 cm)



3-Piece L-Shaped Sectional with Corner
93" x 93" x 38.5" x 35" h
(236 x 236 x 98 x 89 cm)

components



Armless Chair
25.5" x 38.5" x 35" h
(65 x 98 x 89 cm)



Left- or Right-Arm Chair
30.5" x 38.5" x 35" h
(77 x 98 x 89 cm)
diagonal depth: 33" (84 cm)



Corner Chair
38.5" x 38.5" x 35" h
(98 x 98 x 89 cm)



Left- or Right-Arm Chaise
30.5" x 62" x 35" h
(77 x 157 x 89 cm)
diagonal depth: 33" (84 cm)




Armless Love Seat
49.5" x 38.5" x 35" h
(126 x 98 x 89 cm)



Left- or Right-Arm Love Seat
54.5" x 38.5" x 35" h
(138 x 98 x 89 cm)
diagonal depth: 33" (84 cm)

Fabric & Color Options

Pottery Barn selects only the highest quality fabrics in a variety of styles. With over 85 color and fabric options available, it's easy to choose the perfect look that expresses your personal style. All our fabrics are exceptionally soft and durable, and coordinate so you can create a customized look combining upholstered sofas, chairs and ottomans. Our fabrics are available in Grades A-Premium, based on price. Our prints are available for select armchairs and ottomans only. Stripes aren't recommended for frames with tufting. We also offer Custom-Made Pillows and Fabric by the Yard so you can create your own cushions, pillows, drapes and more using the same quality fabrics that we use for ours. Custom cut to your specifications in 1-yard increments. Please ask a Design Studio Specialist for a complimentary fabric swatch.



C

Chenille



ALABASTER

Classic Canvas



RAFFIA

Damask Print



EBONY

Ikat Geo



BLUE

GRAY

Kasuri



GRAY

Linen



OATMEAL

SILVER TAUPE

Lyla Floral



MULTI

Performance Everydayuede™



COFFEE

LIGHT WHEAT

MAHOGANY

METAL GRAY

NUTMEG

OAT

PEWTER

STONE

Poppy Botanical



BLACK

Organic Cotton Basketweave 




CARAMEL

LIGHT GRAY

STONE

WARM WHITE

Sateen Ticking Stripe



EBONY

INDIGO

RED

Washed Linen/Cotton



CAMEL

CARAMEL

CHERRY

IVORY

METAL GRAY

SEAGRASS

SILVER TAUPE

STONE

WALNUT

WHITE

D

Performance Everydaylinen™ With Crypton® Home 
Greenguard Gold Certified



IVORY

OATMEAL

STONE

Sunbrella® Performance Sahara Weave 
Greenguard Gold Certified



CHARCOAL

IVORY

MUSHROOM

OATMEAL

Textured Basketweave



CAMEL

CARAMEL

FLAX

IVORY

METAL GRAY

Vintage Velvet



BALI

CAFE

CLARET

EBONY

Fabric & Color Options, Continued



PREMIUM



Performance Fabrics

Our Performance Fabrics stand up to the rigors of reality — and time. Crafted to last, they're made from high-quality, family-friendly materials that are as durable as they are beautiful. Easier to clean, fade-and-abrasion-resistant, and available at a great value, from Grade A through Grade Premium.

A

Performance EverydayVelvet
Long wearing, high-performance velvet with a soft, plush pile.




B

Performance Canvas With Crypton® Home 
Greenguard Gold Certified
Stain-resistant, easy to clean canvas with a subtle flat weave.



C

Performance EverydaySuede™
Ultra plush, soft-as-suede microfiber that looks as good as it feels. Finished in Italy.



D

Sunbrella® Performance Sahara Weave 
Greenguard Gold Certified
Stain-resistant indoor fabric has the look and feel of linen.



Performance Everydaylinen™ with Crypton® Home 
Greenguard Gold Certified
Eco-friendly, stain resistant, durable and supersoft.



E

Performance Tweed
Stain resistant, extra-soft fabric woven of fade-resistant chenille boucle yarns.



Performance Chunky Basketweave
Stain resistant, soft, textural weave perfect for a stylish home.



F

Sunbrella® Performance Boss Tweed 
Stain-resistant indoor fabric has a menswear-inspired herringbone pattern.



PREMIUM

Premium Performance Basketweave & Awning Stripe
High performance fabric is stain-resistant, has a linen look yet is machine and bleach cleanable. Resistant to fading and mold, it can even be used outdoors.



SUNBRELLA IS A REGISTERED TRADEMARK OF GLEN RAVEN, INC.

Leather Options by Collection

We offer a range of rich leather colors, types and styles that are closely reviewed for consistency and shade alteration against an approved quality standard. Our new qualities of leather each have their own characteristics. Signature leather features a smooth, uniform surface, subtle highlights and lowlights, and a gentle matte finish. Legacy leather is distressed with a slight sheen, has natural tones highlighted by wax layers and features a glossy finish. Burnished leather has high-low color variations, edges burnished by hand and an aged appearance. Our vintage leather has an oily, soft and subtle texture, broken-in appearance and vintage-inspired patina.

Brooklyn



Cameron



Cardiff



Carolyn



Carson



Chesterfield



Dale



Everett



Harlow



Hayes



Hughes



Irving



Jake



James



Lansing



Manhattan



Patterson



PB Comfort



Pearce



Thatcher



Turner



Tyler



Webster



Wells

